



DENNIS M. COLLINS
Executive Director

P.O. Box 16679
Cleveland, OH 44116
Phone (440) 871-8100
Fax (440) 871-4221
ncac@northcoast.org
www.northcoast.org

ALLEGHENY COLLEGE ★ DENISON UNIVERSITY ★ EARLHAM COLLEGE ★ HIRAM COLLEGE ★ KENYON COLLEGE ★ OBERLIN COLLEGE
★ OHIO WESLEYAN UNIVERSITY ★ WABASH COLLEGE ★ WITTENBERG UNIVERSITY ★ COLLEGE OF WOOSTER

NCAC Football Report

**WITTENBERG CLINCHES SHARE OF SIXTH NCAC CROWN;
FOUR CONFERENCE GAMES SET FOR SATURDAY**

**For Immediate Release
October 29, 2000**

CLEVELAND -- With a win last week, the defending champion Wittenberg Tigers (6-0, 9-0) have clinched at least a share of their fourth straight North Coast Athletic Conference championship, their sixth overall. The Tigers, winners of 21 consecutive league contests (dating back to a 1997 loss at the College of Wooster), are a single win away from capping their third straight undefeated regular season. The Earlham Quakers (3-2, 5-3), the only team standing in Wittenberg's way, have strung together their best season since going 7-3 overall in 1994. The Quakers last won three conference games in the same year, going 5-3; with two games remaining on their schedule this fall, Earlham looks to turn in their best conference finish in years.

The Allegheny Gators (4-1, 5-3), also in the hunt for a possible share of the NCAC crown, head to Wooster (3-2, 5-3) on Saturday, needing a win to keep their shot at the title alive, and to distance themselves from the teams fighting to move up to second place in the conference standings. The Gators definitely have momentum on their side after winning three straight, including last week's 54-45 triumph at Wabash (4-2, 5-3). The Scots rebounded from three straight losses with a win over Oberlin (0-5, 0-8) last week and hope to continue to add to their win column over the remaining two weeks of the regular season.

Ohio Wesleyan (3-2, 5-3) hosts Oberlin this week after defeating Kenyon (1-5, 2-6), 35-27 last week. Sophomore defensive back **Steve Siefert (Sylvania, OH/Northview)** ran back an 89-yard interception return, the longest by an Ohio Wesleyan player in 73 years, to seal the win for the Bishops. Wabash hosts Denison (1-4, 1-7) in the remaining conference tilt this week. Both Kenyon and Hiram (2-4, 2-6) complete the non-conference portion of their schedules with games against Thiel and Case Western Reserve, respectively.

THIS WEEK'S SCHEDULE

Saturday, Nov. 4

ALLEGHENY at WOOSTER, 1:00
DENISON at WABASH, 1:00
EARLHAM at WITTENBERG, 1:00
OBERLIN at OHIO WESLEYAN, 1:00
Thiel at KENYON, 1:00
HIRAM at Case Western Reserve, 1:30

Last Week's Results

Saturday, Oct. 28

Case Western Reserve 26, DENISON 12
WITTENBERG 66, HIRAM 0
OHIO WESLEYAN 35, KENYON 27
WOOSTER 34, OBERLIN 0
ALLEGHENY 54, WABASH 45

PLAYERS OF THE WEEK

CLEVELAND -- Allegheny junior **Shane Ream (Meadville, PA/Meadville)** and Ohio Wesleyan senior **Rob Woodward (Gallipolis, OH/Gallia Academy)** have been named offensive and defensive "Players of the Week" for their performances last week in the North Coast Athletic Conference.

Ream, a 6-1, 190-pound tailback who currently leads all scorers in NCAA football (all divisions), ground out 187 yards rushing and picked up three touchdowns on the ground while adding a fourth from the air against Wabash. Ream has rushed for over 180 yards four times this season.

Woodward, a 6-1, 200-pound linebacker, totaled 18 tackles in the Bishops' 35-27 triumph over Kenyon, including 13 solo stops. Woodward ranks eighth in the NCAC averaging 7.9 tackles per game.

NORTH COAST ATHLETIC CONFERENCE 2000 FOOTBALL SCOREBOARD

Allegheny College (4-1; 5-3)

S. 2	Mount Union	L, 21-48
S. 9	Washington & Jefferson	L, 41-54
S. 16	Frostburg St.	W, 31-13
S. 23	at Denison	W, 39-8
S. 30	Wittenberg	L, 21-35
O. 7	at Hiram	W, 70-7
O. 14	Kenyon	W, 50-0
O. 28	at Wabash	W, 54-45
N. 4	at Wooster	
N. 11	Ohio Wesleyan	

Denison University (1-4; 1-7)

S. 2	Carnegie Mellon	L, 7-20
S. 9	at Waynesburg	L, 27-28
S. 23	Allegheny	L, 8-39
S. 30	at Kenyon	W, 17-14
O. 7	at Wittenberg	L, 7-62
O. 14	Ohio Wesleyan	L, 3-19
O. 21	at Earlham	L, 36-44
O. 28	Case Western Reserve	L, 12-26
N. 4	at Wabash	
N. 11	Oberlin	

Earlham College (3-2; 5-3)

S. 2	at Rose-Hulman	W, 24-3
S. 9	Centre	L, 22-39
S. 16	at Oberlin	W, 35-7
S. 23	at Manchester	W, 26-18
S. 30	Hiram	W, 29-14
O. 7	at Ohio Wesleyan	L, 7-34
O. 14	Wabash	L, 14-36
O. 21	Denison	W, 44-36
N. 4	at Wittenberg	
N. 11	Kenyon	

Hiram College (2-4; 2-6)

S. 9	at Bluffton	L, 14-49
S. 16	Kenyon	W, 42-34
S. 23	at Mt. St. Joseph	L, 21-16
S. 30	at Earlham	L, 14-29
O. 7	Allegheny	L, 7-70
O. 14	at Oberlin	W, 9-8
O. 21	Wabash	L, 19-49
O. 28	at Wittenberg	L, 0-66
N. 4	at Case Western Reserve	
N. 11	Wooster	

Kenyon College (1-5; 2-6)

S. 9	at Grove City	L, 21-27 (OT)
S. 16	at Hiram	L, 34-42
S. 23	Wooster	L, 0-23
S. 30	Denison	L, 14-17
O. 7	at Case Western Reserve	W, 27-21
O. 14	at Allegheny	L, 0-50
O. 21	Oberlin	W, 12-0
O. 28	Ohio Wesleyan	L, 27-35
N. 4	Thiel	
N. 11	at Earlham	

Oberlin College (0-5; 0-8)

S. 2	Swarthmore	L, 6-28
S. 9	at Pomona-Pitzer	L, 0-51
S. 16	Earlham	L, 7-35
S. 23	Case Western Reserve	L, 14-37
S. 30	at Wabash	L, 0-34
O. 14	Hiram	L, 8-9
O. 21	at Kenyon	L, 0-12
O. 28	Wooster	L, 0-34
N. 4	at Ohio Wesleyan	
N. 11	at Denison	

Ohio Wesleyan University (3-2; 5-3)

S. 9	at Olivet	W, 24-3
S. 16	Waynesburg	L, 14-28
S. 23	Elmhurst	W, 38-0
S. 30	at Wooster	L, 14-21
O. 7	Earlham	W, 34-7
O. 14	at Denison	W, 19-3
O. 21	Wittenberg	L, 7-37
O. 28	at Kenyon	W, 35-27
N. 4	Oberlin	
N. 11	at Allegheny	

Wabash College (4-2; 5-3)

S. 9	at Manchester	W, 38-7
S. 16	at Wheaton	L, 14-17
S. 23	Wittenberg	L, 10-41
S. 30	Oberlin	W, 34-0
O. 7	at Wooster	W, 20-15
O. 14	at Earlham	W, 36-14
O. 21	at Hiram	W, 49-19
O. 28	Allegheny	L, 45-54
N. 4	Denison	
N. 11	DePauw	

Wittenberg University (6-0; 9-0)

S. 2	Urbana	W, 42-17
S. 9	at Heidelberg	W, 33-14
S. 16	Alma	W, 39-14
S. 23	at Wabash	W, 41-10
S. 30	at Allegheny	W, 35-21
O. 7	Denison	W, 62-7
O. 14	Wooster	W, 42-26
O. 21	at Ohio Wesleyan	W, 37-7
O. 28	Hiram	W, 66-0
N. 4	Earlham	

College of Wooster (3-2; 5-3)

S. 9	at Kalamazoo	W, 32-16
S. 16	Grove City	W, 27-7
S. 23	at Kenyon	W, 23-0
S. 30	Ohio Wesleyan	W, 21-14
O. 7	Wabash	L, 15-20
O. 14	at Wittenberg	L, 26-42
O. 21	Ursinus	L, 7-31
O. 28	at Oberlin	W, 34-0
N. 4	Allegheny	
N. 11	at Hiram	

For expanded coverage and
statistics check out the NCAC
on the web!
www.northcoast.org

GRID NOTEBOOK: The latest AFCA Div. III Coaches' poll (Oct. 24) ranks **Wittenberg** fourth, up one spot from last week ... Allegheny and Wabash combined for 1,063 total yards and 99 points ... Sophomore quarterback **Joe Cowart (New Castle, PA/New Castle)** has thrown just one interception in the Gators' last six games, while passing for 10 touchdowns in the same span ... Hiram defensive back **Pat Griffis (Middlefield, OH/Cardinal)** recorded 10 total tackles against Wittenberg ... Oberlin freshman running back **David Lightfoot (Plainview, TX/Plainview)** led all rushers in the Wooster-Oberlin game with 65 yards on 16 carries ... OWU freshman halfback **Chad Smith (Prospect, OH/Elgin)** had 14 carries for 99 yards in his first collegiate start ... Eight Wabash single-game records and three NCAC records were set in the Allegheny-Wabash matchup. Wabash quarterback **Jake Knott (Lafayette, IN/Jefferson)** set the conference standard in single-game passing attempts (68) and tied his own NCAC single-game record for TD passes with six - which he set last week. He also tied the single-game passing completions record (40) and amassed the second-highest passing yardage in a single game with 459 yards. Defensive tackle **B.J. Hammer (Carmel, IN/Carmel)** broke his own Little Giant record for the longest fumble return when he scooped up a fumble and ran for 93 yards ... Wittenberg junior defensive end **Tim Daoust (Toledo, OH/Central Catholic)** had two sacks against Hiram to bring his total to nine and career-total to 18 - both fourth-best in Tiger history. Senior quarterback **Anthony Crane (Indianapolis, IN/Ben Davis)** has surpassed 4,000 career passing yards. He has 19 TD passes thus far this season, after entering the year with a total of 20 in his career ... Wooster senior linebacker **Seth Duerr (Bolivar, OH/Tuscarawas Valley)** surpassed the 400-career tackle plateau after recording 13 stops against Oberlin.

2000 North Coast Athletic Conference Standings Through games of Oct 29, 2000

Team	Conference Points					Pct	Overall Points					
	W	L	T	For	Opp		W	L	T	For	Opp	Pct
Wittenberg.....	6	0	0	283	71	1.000	9	0	0	397	116	1.000
Allegheny.....	4	1	0	234	95	.800	5	3	0	327	210	.625
Wabash.....	4	2	0	194	143	.667	5	3	0	246	167	.625
Earlham.....	3	2	0	129	127	.600	5	3	0	201	187	.625
Ohio Wesleyan.....	3	2	0	109	95	.600	5	3	0	185	126	.625
Wooster.....	3	2	0	119	76	.600	5	3	0	185	130	.625
Hiram.....	2	4	0	91	256	.333	2	6	0	126	331	.250
Denison.....	1	4	0	71	178	.200	1	7	0	117	252	.125
Kenyon.....	1	5	0	87	167	.167	2	6	0	135	215	.250
Oberlin.....	0	5	0	15	124	.000	0	8	0	35	240	.000

2000 North Coast Athletic Conference Team Statistics Through games of Oct 29, 2000

SCORING OFFENSE										RUSHING OFFENSE						
G	TD	XP	2XP	DXP	FG	Saf	Pts	Avg		G	Att	Yds	Avg	TD	Yds/G	
Wittenberg.....	9	53	47	0	0	10	1	397	44.1	Allegheny.....	8	428	2283	5.3	34	285.4
Allegheny.....	8	46	36	3	0	3	0	327	40.9	Ohio Wesleyan.....	8	400	1756	4.4	18	219.5
Wabash.....	8	32	26	1	0	8	1	246	30.8	Wittenberg.....	9	416	1924	4.6	25	213.8
Earlham.....	8	26	18	2	0	7	1	201	25.1	Kenyon.....	8	359	1321	3.7	7	165.1
Wooster.....	8	24	14	3	0	7	0	185	23.1	Earlham.....	8	332	1305	3.9	15	163.1
Ohio Wesleyan.....	8	26	23	0	0	2	0	185	23.1	Wooster.....	8	315	853	2.7	10	106.6
Kenyon.....	8	20	13	1	0	0	0	135	16.9	Hiram.....	8	274	713	2.6	6	89.1
Hiram.....	8	18	11	2	0	1	0	126	15.8	Wabash.....	8	250	685	2.7	7	85.6
Denison.....	8	15	10	3	0	3	1	117	14.6	Oberlin.....	8	273	298	1.1	2	37.2
Oberlin.....	8	5	1	2	0	0	0	35	4.4	Denison.....	8	194	248	1.3	4	31.0

SCORING DEFENSE										RUSHING DEFENSE						
G	TD	XP	2XP	DXP	FG	Saf	Pts	Avg		G	Rushes	Yards	Avg.	TD	Yds/G	
Wittenberg.....	9	16	12	1	0	2	0	116	12.9	Wittenberg.....	9	321	631	2.0	6	70.1
Ohio Wesleyan.....	8	16	15	0	0	5	0	126	15.8	Wabash.....	8	328	773	2.4	9	96.6
Wooster.....	8	17	14	0	0	4	1	130	16.2	Earlham.....	8	315	846	2.7	10	105.8
Wabash.....	8	23	17	0	0	4	0	167	20.9	Wooster.....	8	317	988	3.1	10	123.5
Earlham.....	8	24	18	3	0	5	2	187	23.4	Allegheny.....	8	284	1066	3.8	12	133.2
Allegheny.....	8	30	18	3	0	2	0	210	26.2	Ohio Wesleyan.....	8	329	1107	3.4	7	138.4
Kenyon.....	8	29	25	2	0	4	0	215	26.9	Oberlin.....	8	345	1192	3.5	14	149.0
Oberlin.....	8	32	24	2	0	6	1	240	30.0	Kenyon.....	8	322	1480	4.6	19	185.0
Denison.....	8	37	27	0	0	1	0	252	31.5	Denison.....	8	386	1663	4.3	18	207.9
Hiram.....	8	47	37	3	0	2	0	331	41.4	Hiram.....	8	343	1766	5.1	21	220.8

PASS OFFENSE										TOTAL OFFENSE								
G	Att	Cmp	Int	Pct.	Yds	Avg	TD	Yds/G		G	Rush	Pass	Plays	Yards	Avg/P	TD	Yds/G	
Denison.....	8	396	216	13	54.5	2386	6.0	11	298.2	Allegheny.....	8	2283	1614	625	3897	6.2	45	487.1
Wabash.....	8	361	194	8	53.7	2138	5.9	23	267.2	Wittenberg.....	9	1924	1912	636	3836	6.0	47	426.2
Wittenberg.....	9	220	120	4	54.5	1912	8.7	22	212.4	Wabash.....	8	685	2138	611	2823	4.6	30	352.9
Wooster.....	8	260	131	11	50.4	1620	6.2	14	202.5	Earlham.....	8	1305	1471	587	2776	4.7	26	347.0
Allegheny.....	8	197	97	4	49.2	1614	8.2	11	201.8	Kenyon.....	8	1321	1414	606	2735	4.5	18	341.9
Hiram.....	8	274	132	17	48.2	1589	5.8	9	198.6	Ohio Wesleyan.....	8	248	2386	590	2634	4.5	15	329.2
Earlham.....	8	255	123	7	48.2	1471	5.8	11	183.9	Ohio Wesleyan.....	8	1756	803	531	2559	4.8	24	319.9
Kenyon.....	8	247	122	14	49.4	1414	5.7	11	176.8	Wooster.....	8	853	1620	575	2473	4.3	24	309.1
Oberlin.....	8	243	92	15	37.9	884	3.6	2	110.5	Hiram.....	8	713	1589	548	2302	4.2	15	287.8
Ohio Wesleyan.....	8	131	62	7	47.3	803	6.1	6	100.4	Oberlin.....	8	298	884	516	1182	2.3	4	147.8

PASS DEFENSE										TOTAL DEFENSE								
G	Att	Cmp	Int	Pct.	Yds	Avg	TD	Yds/G		G	Rush	Pass	Plays	Yards	Avg	TD	Yds/G	
Ohio Wesleyan.....	8	186	94	4	50.5	1073	5.8	7	134.1	Wittenberg.....	9	631	1239	589	1870	3.2	15	207.8
Wittenberg.....	9	268	130	19	48.5	1239	4.6	9	137.7	Wooster.....	8	988	1132	529	2120	4.0	16	265.0
Wooster.....	8	212	94	15	44.3	1132	5.3	6	141.5	Ohio Wesleyan.....	8	1107	1073	515	2180	4.2	14	272.5
Kenyon.....	8	219	118	9	53.9	1492	6.8	9	186.5	Wabash.....	8	773	1715	599	2488	4.2	22	311.0
Denison.....	8	199	109	6	54.8	1505	7.6	16	188.1	Earlham.....	8	846	1796	608	2642	4.3	22	330.2
Oberlin.....	8	250	121	13	48.4	1692	6.8	15	211.5	Oberlin.....	8	1192	1692	595	2884	4.8	29	360.5
Wabash.....	8	271	139	11	51.3	1715	6.3	13	214.4	Kenyon.....	8	1480	1492	541	2972	5.5	28	371.5
Hiram.....	8	243	126	5	51.9	1768	7.3	22	221.0	Allegheny.....	8	1066	2056	580	3122	5.4	28	390.2
Earlham.....	8	293	147	13	50.2	1796	6.1	12	224.5	Denison.....	8	1663	1505	585	3168	5.4	34	396.0
Allegheny.....	8	296	171	16	57.8	2056	6.9	16	257.0	Hiram.....	8	1766	1768	586	3534	6.0	43	441.8

KICKOFF RETURNS					PUNT RETURNS						
G	Ret	Yds	TD	Avg	G	Ret	Yds	TD	Avg		
Wittenberg.....	9	26	610	1	23.5	Hiram.....	8	18	191	2	10.6
Earlham.....	8	23	441	0	19.2	Wooster.....	8	26	269	0	10.3
Kenyon.....	8	37	707	0	19.1	Allegheny.....	8	23	232	0	10.1
Wooster.....	8	26	482	0	18.5	Wabash.....	8	19	156	0	8.2
Wabash.....	8	24	427	0	17.8	Kenyon.....	8	14	105	0	7.5
Denison.....	8	42	741	0	17.6	Wittenberg.....	9	39	240	1	6.2
Allegheny.....	8	34	590	0	17.4	Ohio Wesleyan.....	8	39	220	0	5.6
Hiram.....	8	47	776	0	16.5	Earlham.....	8	28	115	0	4.1
Oberlin.....	8	36	526	0	14.6	Denison.....	8	16	64	0	4.0
Ohio Wesleyan.....	8	24	347	0	14.5	Oberlin.....	8	15	54	0	3.6

PUNTING								PASS EFFICIENCY								
G	Punts	Avg	Ret	Yds	Avg	Net/P		G	Att	Cmp	Pct	Int	Yds	TD	Effic	
Wittenberg.....	9	38	37.2	15	112	2.9	34.2	Wittenberg.....	9	220	120	.545	4	1912	22	156.9
Wooster.....	8	50	34.8	23	129	2.6	32.2	Allegheny.....	8	197	97	.492	4	1614	11	132.4
Allegheny.....	8	40	37.0	24	192	4.8	32.2	Wabash.....	8	361	194	.537	8	2138	23	120.1
Kenyon.....	8	51	33.6	17	136	2.7	30.9	Wooster.....	8	260	131	.504	11	1620	14	112.0
Ohio Wesleyan.....	8	45	32.0	23	119	2.6	29.4	Denison.....	8	396	216	.545	13	2386	11	107.8
Oberlin.....	8	67	31.7	27	209	3.1	28.6	Earlham.....	8	255	123	.482	7	1471	11	105.4
Wabash.....	8	56	33.4	37	277	4.9	28.4	Ohio Wesleyan.....	8	131	62	.473	7	803	6	103.2
Denison.....	8	51	31.3	22	192	3.8	27.5	Kenyon.....	8	247	122	.494	14	1414	11	100.8
Hiram.....	8	63	30.9	24	217	3.4	27.4	Hiram.....	8	274	132	.482	17	1589	9	95.3
Earlham.....	8	53	28.1	17	79	1.5	26.6	Oberlin.....	8	243	92	.379	15	884	2	58.8

2000 North Coast Athletic Conference Individual Statistics Through games of Oct 29, 2000

RUSHING						INTERCEPTIONS						
Team	G	Att	Yds	Avg	TD Yds/G	Team	G	Int	Yds	TD	Int/G	
Shane Ream.... ALL	8	217	1263	5.8	22	157.9	Seth Mastrine.. WOO	8	5	69	0	0.62
C. Donaldson... WIT	9	223	1241	5.6	18	137.9	Chad Berndt.... ERL	8	5	64	0	0.62
B. Vendlinski.. OWU	6	102	568	5.6	5	94.7	Nick Hajjar.... WOO	8	5	31	0	0.62
Jermel Hurt.... ERL	8	94	647	6.9	6	80.9	David Thompson. ERL	8	5	21	0	0.62
Nathan Swartz.. KEN	8	161	639	4.0	2	79.9	Quammie Semper. OBE	5	3	49	0	0.60
Darrian Story.. ERL	8	138	634	4.6	3	79.2	George Parr.... OBE	8	4	12	0	0.50
Jeremy Snyder.. ALL	8	92	509	5.5	5	63.6	Aaron Hamilton. KEN	8	4	0	0	0.50
W. Froelich.... HIR	8	141	483	3.4	2	60.4	Tim Lorber..... ALL	7	3	53	0	0.43
Rob Hooper..... WOO	8	103	402	3.9	3	50.2	Matt Komar..... ALL	7	3	0	0	0.43
Scott Jones.... WOO	8	117	391	3.3	5	48.9	Lonnie Heck.... WAB	8	3	83	1	0.38

PASSING AVG/GAME						PASS EFFICIENCY							
Team	G	Att	Cmp	Int	Pct.	Yds TD Avg/G	Team	G	Att	Cmp	Int	Pct.	Yds TD Eff.
Greg Neuendorf. DEN	8	394	216	12	54.8	2386 11 298.2	Anthony Crane.. WIT	9	201	112	4	55.7	1719 19 154.8
Jake Knott..... WAB	8	348	190	7	54.6	2093 22 261.6	Joe Cowart..... ALL	8	170	85	4	50.0	1433 11 137.5
Anthony Crane.. WIT	9	201	112	4	55.7	1719 19 191.0	Jake Knott..... WAB	8	348	190	7	54.6	2093 22 122.0
Joe Cowart..... ALL	8	170	85	4	50.0	1433 11 179.1	Quincy Adams... ERL	8	185	96	3	51.9	1191 10 120.6
Justin Abraham. WOO	7	207	106	9	51.2	1233 9 176.1	Mike Jonesco... OWU	8	113	58	7	51.3	749 5 109.2
Tony Miga..... KEN	8	243	120	13	49.4	1379 10 172.4	Greg Neuendorf. DEN	8	394	216	12	54.8	2386 11 108.8
Tom Gallagher.. HIR	8	224	114	11	50.9	1363 8 170.4	Justin Abraham. WOO	7	207	106	9	51.2	1233 9 106.9
Quincy Adams... ERL	8	185	96	3	51.9	1191 10 148.9	Tom Gallagher.. HIR	8	224	114	11	50.9	1363 8 104.0
Mike Jonesco... OWU	8	113	58	7	51.3	749 5 93.6	Tony Miga..... KEN	8	243	120	13	49.4	1379 10 99.9
Chris Moffatt.. OBE	8	155	52	9	33.5	489 2 61.1	Troy DeWitt.... OBE	7	80	39	6	48.8	391 0 74.8

TOTAL OFFENSE						PUNT RETURNS						
Team	G	Rush	Pass	Plays	Total	Yds/G	Team	G	Ret	Yds	TD	Avg
Greg Neuendorf. DEN	8	-48	2386	463	2338	292.2	Josh Bronaugh.. WAB	5	8	120	0	15.0
Jake Knott..... WAB	8	86	2093	405	2179	272.4	W. Froelich.... HIR	8	15	181	2	12.1
Tony Miga..... KEN	8	358	1379	347	1737	217.1	Kirk Rhoades... ALL	8	8	95	0	11.9
Joe Cowart..... ALL	8	268	1433	244	1701	212.6	Derek Vikara... ALL	5	7	69	0	9.9
Justin Abraham. WOO	7	64	1233	253	1297	185.3	Seth Mastrine.. WOO	8	23	213	0	9.3
Anthony Crane.. WIT	9	-107	1719	214	1612	179.1	L. Thurman.... ALL	5	7	53	0	7.6
Tom Gallagher.. HIR	8	-24	1363	283	1339	167.4	Dane Dudley.... WIT	9	18	126	0	7.0
Shane Ream.... ALL	8	1263	0	217	1263	157.9	Pepe Villaseñor OWU	8	34	186	0	5.5
C. Donaldson... WIT	9	1241	58	225	1299	144.3	Neil Hall..... KEN	5	7	38	0	5.4
Quincy Adams... ERL	8	-100	1191	227	1091	136.4	Elio Harmon.... WIT	8	16	70	0	4.4

RECEPTIONS/GAME						KICKOFF RETURNS						
Team	G	Rec	Yds	TD	Avg/C	Rec/G	Team	G	Ret	Yds	TD	Avg
Kurt Casper.... WAB	8	68	790	8	11.6	8.50	Jason Jackson.. WIT	9	11	370	1	33.6
Ryan Short..... WAB	8	56	605	11	10.8	7.00	Seth Mastrine.. WOO	8	16	385	0	24.1
Ryan Hite..... DEN	8	49	547	5	11.2	6.12	Josh Bronaugh.. WAB	5	5	117	0	23.4
L. Thurman.... ALL	5	29	505	2	17.4	5.80	Gaffar Kadri... DEN	8	21	436	0	20.8
John Burd..... HIR	8	44	503	2	11.4	5.50	Jarvis Jointer. ERL	8	10	205	0	20.5
Chris Cabot.... WOO	8	39	607	5	15.6	4.88	L. Thurman.... ALL	5	15	306	0	20.4
Andy Pillay... KEN	8	35	455	3	13.0	4.38	Milan Perazich. KEN	8	12	243	0	20.2
Mike Aljancic.. WIT	9	37	649	8	17.5	4.11	Steve Henderson ERL	8	11	222	0	20.2
Jay Watt..... DEN	8	30	284	1	9.5	3.75	W. Froelich.... HIR	8	25	449	0	18.0
Josh Jirgens... DEN	8	29	545	2	18.8	3.62	Neil Hall..... KEN	5	10	174	0	17.4

RECEIVE YDS/GAME						PUNTING					
Team	G	Rec	Yds	TD	Avg/C	Yds/G	Team	G	Punt	Yds	Avg
L. Thurman.... ALL	5	29	505	2	17.4	101.0	Matt Gallatin.. WIT	9	37	1387	37.5
Kurt Casper.... WAB	8	68	790	8	11.6	98.8	Al Trezza..... ALL	8	40	1479	37.0
Will Hughes.... ERL	8	25	619	7	24.8	77.4	Joe Lonnemann.. WAB	8	53	1861	35.1
Chris Cabot.... WOO	8	39	607	5	15.6	75.9	Ryan Hartschuh. WOO	8	50	1739	34.8
Ryan Short..... WAB	8	56	605	11	10.8	75.6	Brian Bauman... HIR	8	54	1806	33.4
Mike Aljancic.. WIT	9	37	649	8	17.5	72.1	Justin Jones... KEN	6	42	1382	32.9
Ryan Hite..... DEN	8	49	547	5	11.2	68.4	Joseph Lourigan OBE	6	21	687	32.7
Josh Jirgens... DEN	8	29	545	2	18.8	68.1	Steve Beeler... DEN	8	49	1594	32.5
John Burd..... HIR	8	44	503	2	11.4	62.9	Matt Coley..... OWU	8	45	1441	32.0
Joe Datchuk.... HIR	8	27	487	2	18.0	60.9	Chris Moffatt.. OBE	8	22	681	31.0

ALL PURPOSE						SCORING							
Team	G	Rush	Rcv	PR	KR	Yds Avg/G	Team	G	TD	XPT	FG	Pts	Pts/G
Shane Ream.... ALL	8	1263	137	0	0	1400 175.0	Shane Ream.... ALL	8	25	0	0	150	18.8
L. Thurman.... ALL	5	-1	505	53	306	863 172.6	C. Donaldson... WIT	9	19	0	0	114	12.7
W. Froelich.... HIR	8	483	118	181	449	1231 153.9	Ryan Short..... WAB	8	11	2	0	68	8.5
C. Donaldson... WIT	9	1241	70	0	0	1311 145.7	Ryan Walker.... WIT	9	0	41	10	71	7.9
Jeremy Snyder.. ALL	8	509	402	0	0	911 113.9	Kurt Casper.... WAB	8	8	0	0	48	6.0
Kurt Casper.... WAB	8	0	790	0	116	906 113.2	B. Vendlinski.. OWU	6	6	0	0	36	6.0
Neil Hall..... KEN	5	237	107	38	174	556 111.2	Todd Bower.... WAB	7	0	20	7	41	5.9
B. Vendlinski.. OWU	6	568	55	0	32	655 109.2	Aaron Smith.... ALL	8	0	36	3	45	5.6
Milan Perazich. KEN	8	0	436	65	243	744 93.0	Will Hughes.... ERL	8	7	2	0	44	5.5
Chris Cabot.... WOO	8	6	607	0	97	710 88.8	Joe Zombek..... WOO	6	0	11	7	32	5.3

SCORING (TDs)						FIELD GOALS								
Team	G	TD	Rush	Pass	Ret	PAT	Pts	Pts/G	Team	G	FG	FGA	Pct.	FG/G
Shane Ream.... ALL	8	25	22	3	0	0	150	18.8	Joe Zombek..... WOO	6	7	10	70.0	1.17
C. Donaldson... WIT	9	19	18	1	0	0	114	12.7	Ryan Walker.... WIT	9	10	13	76.9	1.11
Ryan Short..... WAB	8	11	0	11	0	1	68	8.5	Todd Bower.... WAB	7	7	11	63.6	1.00
Kurt Casper.... WAB	8	8	0	8	0	0	48	6.0	Mike Elorreaga. ERL	8	5	6	83.3	0.62
B. Vendlinski.. OWU	6	6	5	1	0	0	36	6.0	Aaron Smith.... ALL	8	3	5	60.0	0.38
Will Hughes.... ERL	8	7	0	7	0	1	44	5.5	Mike O'Donnell. DEN	8	3	5	60.0	0.38
Mike Aljancic.. WIT	9	8	0	8	0	0	48	5.3	John Gresham... ERL	7	2	4	50.0	0.29
Jeremy Snyder.. ALL	8	6	5	1	0	2	40	5.0	Brian Leach.... OWU	8	2	2	100.0	0.25
Scott Jones.... WOO	8	6	5	1	0	0	36	4.5	Joe Rogich..... HIR	7	1	2	50.0	0.14
Ryan Hite..... DEN	8	5	0	5	0	3	36	4.5						



DENNIS M. COLLINS
Executive Director

P.O. Box 16679
Cleveland, OH 44116
Phone (440) 871-8100
Fax (440) 871-4221
ncac@northcoast.org
www.northcoast.org

ALLEGHENY COLLEGE ★ DENISON UNIVERSITY ★ EARLHAM COLLEGE ★ HIRAM COLLEGE ★ KENYON COLLEGE ★ OBERLIN COLLEGE
★ OHIO WESLEYAN UNIVERSITY ★ WABASH COLLEGE ★ WITTENBERG UNIVERSITY ★ COLLEGE OF WOOSTER

NCAC Fall Sports Update

**OHIO WESLEYAN WINS INAUGURAL NCAC WOMEN'S SOCCER TOURNAMENT;
DENISON AND WITTENBERG SHARE FIELD HOCKEY TITLE**

**For Immediate Release
October 29, 2000**

CLEVELAND -- Following is a capsule roundup of the NCAC's fall sports action.

CROSS COUNTRY REPORT

Denison captured its third straight crown in the women's race and Kenyon captured its second consecutive men's title at the 17th North Coast Athletic Conference Cross Country Championships, held at Oberlin on Oct. 28. Earlham's **Shannan Rieder (Cincinnati, OH/Mt. Notre Dame)** won the women's race in 18:40.30. Kenyon senior **Vince Evers (Bradford, PA/Greenwood)** claimed the men's individual crown, posting a time of 25:17.12. See the attached championship review for more in-depth information.

FIELD HOCKEY REPORT

Denison (10-2, 12-6) and Wittenberg (10-2, 14-4) will once again share the North Coast Field Hockey Championship. The two teams have combined to claim the past four titles, with the Big Red winning outright last year and sharing the crown with the Tigers in 1998. Wittenberg earned solo championships in 1997 and 1996. As North Coast Co-Champions, the Big Red and Wittenberg were forced to proceed through a series of tiebreakers in order to determine who received the conference's automatic bid into the NCAA Div. III playoffs. Denison won the tiebreaker in a close fight. However, Wittenberg may also be under consideration for a berth into the playoffs after their strong season. First-round games are scheduled for Wednesday, Nov. 1. Complete matchups and site information will be released Monday.

Notes: Denison senior forward **Keri Arnold (Manakin-Sabot, VA/Collegiate School)** scored both goals in the Big Red's 2-1 overtime win over Sewanee in the Great Lakes Regionals. Arnold leads Denison in goals (12), assists (5) and points (29) ... Ohio Wesleyan senior goalkeeper **Liz Shippo (Hudson, OH/Hudson)** posted a pair of shutouts last week, a 3-0 win over Earlham and a 5-0 win over Bellarmine at the Great Lakes Regional ... Wittenberg senior **Kelly McMullen (East Amherst, NY/Nichols School)** found the back of the net in double overtime to hand the Tigers a win over nationally ranked DePauw at the Great Lakes Regional Tournament ...Wooster junior **Miriam Esber (Oxford, OH/**

**A
T
H
L
E
T
E
S

O
F

T
H
E

W
E
E
K**

WOMEN'S CROSS COUNTRY: Earlham senior **Shannan Rieder (Cincinnati, OH/Mt. Notre Dame)** posted a time of 18:40.30 over 5,000 meters to win the individual title at the NCAC Championships in Oberlin on Oct. 28. She finished 2.2 seconds ahead of her nearest competitor.

MEN'S CROSS COUNTRY: Kenyon senior **Vince Evers (Bradford, PA/Greenwood)** posted a time of 25:17.12 over 8,000 meters to win the individual title at the NCAC Championships in Oberlin on Oct. 28. He finished 1.9 seconds ahead of his nearest competitor.

FIELD HOCKEY: Oberlin junior midfielder **Emily Johnson (Columbus, OH/Laurel)** scored three goals in two games this week. She tallied two in a 3-1 win over Kenyon and added another in a 3-0 win over Hanover at the Great Lakes Regional Tournament.

MEN'S SOCCER: Denison sophomore goalkeeper **Luke Eddy (Marietta, OH/Marietta)** recorded two shutouts to end the regular season and lift Denison into the top four in the NCAC and into the conference tournament.

WOMEN'S SOCCER: Ohio Wesleyan freshman midfielder **Liz Sheehan (Westerville, OH/South)** scored the lone goal in the Bishops' 1-0 victory in the championship game of the NCAC Women's Soccer Tournament, leading her team to their second straight conference championship.

VOLLEYBALL: Earlham senior setter **Jen Maure (Elkhart, IN/Memorial)** amassed 103 assists over 10 games in three non-conference wins last week. She also recorded 21 digs, 15 kills and a block as the Quakers improved their overall record to 18-10, Earlham's best mark in nine years.

Talawanda) registered seven points on three goals and one assist, leading the Scots to two victories last week, a 3-0 win over Wittenberg and a 3-2 win over Centre in the opening round of the Great Lakes Tournament.

MEN'S SOCCER REPORT

Ohio Wesleyan University (9-0, 26 points NCAC, 19-0 overall) has earned the top seed in the inaugural NCAC Men's Soccer Tournament. The Bishops will host fourth-seeded Denison (6-3, 17 pts. NCAC, 12-5 overall) at 7:30 p.m. Friday. Earlham (6-2-1, 20 pts. NCAC, 8-6-2 overall) earned the second seed and will face third-seeded Allegheny (6-2-1, 18 pts. NCAC, 10-6-1 overall) at 4:30 p.m. The winners of Friday's matches will advance to Saturday's tournament final, scheduled for 7:00 p.m. (See enclosed bracket).

Notes: Earlham senior forward **Chris Wilson (Cambridge, VT/Mt. Mansfield Union)** contributed four goals and an assist in two North Coast wins last week. He had two-goal games against both Wittenberg and Oberlin. Wilson has seven goals and two assists in Earlham's current four-game winning streak ... Kenyon senior **Josh Bauman (Wooster, OH/Wooster)** totaled two goals and four assists in the Lords' 6-2 win over Urbana and their 1-0 win over Hiram ... Ohio Wesleyan sophomore forward **Brett Dunlap (West Chester, OH/Lakota West)** scored game-winning goals against Ohio Dominican and Wabash last week. He recorded a natural hat trick against the Little Giants ... The Bishops' win over Wabash capped the second straight season in which Ohio Wesleyan went undefeated in conference play ... Wabash freshman forward **Aadil Mootassem (Tangier/American School of Tangier)** recorded the first two goals of his college career in a 2-0 win over Hanover.

National Poll: In the NSCAA poll for Oct. 24, Ohio Wesleyan ranks second in the nation in Division III. The Bishops are the top-ranked team in the Great Lakes Region. Wittenberg is eighth, followed by Wooster in ninth and Denison in 10th (tie with Mount Union).

WOMEN'S SOCCER REPORT

Ohio Wesleyan (7-1-0, 14-3-1) claimed their second consecutive NCAC Championship, their fifth overall. The Bishops capped their 2000 campaign with a perfect run through the inaugural NCAC Women's Soccer Tournament. In the semifinals, Ohio Wesleyan held off Denison (7-1, 13-2-1), 1-0. The Bishops then used another 1-0 score to beat tournament runner-up Allegheny (7-1-0, 16-4-1) in the final. The Gators had defeated Wittenberg (4-4, 10-7), 2-0, in their semifinal game. As North Coast Champions, the Bishops have earned the conference's automatic bid into the NCAA Div. III playoffs. Due to their strong seasons Allegheny and Denison may also be under consideration for a berth into the playoffs. First-round games are scheduled for Wednesday, Nov. 1. Complete matchups and site information will be released Monday.

Notes: Ohio Wesleyan relied on its strong defense in its title run, allowing the a total of six shots throughout the tournament. Denison and Allegheny, the two teams which tied OWU for first in the regular season, each managed only three shots against the Bishops. Ohio Wesleyan senior goalkeeper **Maggie Meagher (Winchester, MA/Williston-Northampton)** earned both shutouts ... Wittenberg senior **Shana Ryan (Condon, OH/Condon)** captained a Tiger team, which included 15 freshman on its 22-person roster, to its first winning season since 1995.

National Poll: The NSCAA poll of Oct. 24, ranks Ohio Wesleyan seventh for the second straight week. Denison climbs to 15th while Allegheny received votes. The Bishops rank first in the Great Lakes Region while the Big Red are third, Allegheny is fourth and Wittenberg received votes.

VOLLEYBALL REPORT

Wittenberg (8-0, 27-8) has earned the top seed in the eight-team North Coast Athletic Conference Volleyball Championships which will begin with quarterfinal games on Tuesday. The Tigers will host Hiram (1-7, 9-21). Second-seeded Denison (7-1, 19-10) will host seventh-seeded Kenyon (2-6, 10-23). Third-seeded Allegheny (5-3, 14-20) will entertain Earlham (4-4, 18-10). Fourth-seeded Ohio Wesleyan (4-4, 12-19) will host fifth-seeded Wooster (4-4, 15-12) to round out the quarterfinal games. The highest remaining seed to emerge victorious from the quarterfinal games will host both the semifinals and the finals. Semifinals will be held Friday, Nov. 3 with the finals to follow on Saturday, Nov. 4 (See enclosed bracket).

Notes: Earlham four-year starters **Jen Maure (Elkhart, IN/Memorial)**, **Tara Nahrup (Loveland, OH/Mt. Notre Dame)** and **Amanda Shaffer (Elkhart, IN/Concord)** have been the catalysts in the Quakers' charge from winless team (the season before their arrival) to the first winning season since 1991. Maure, a 5-4 setter has 3,375 assists and 997 digs in 432 collegiate games. Nahrup, a 5-9 outside hitter, has compiled 1,251 kills, 1,048 digs and 231 blocks in 428 games. Shaffer, a 5-7 outside hitter, has totaled 1,248 digs, 1,056 kills and 167 blocks in 420 games ... Denison sophomore outside hitter **Heather Guthrie (Hudson, OH/Hudson)** totaled 34 kills, 69 digs, four blocks and three service aces as the Big Red went 2-1 in three matches last week ... Wittenberg freshman **Sarah Mazi (Canton, OH/Glen Oak)** paced the Tigers with 15 kills against DePauw and was named to the All-Tournament team at the Calvin Tournament.

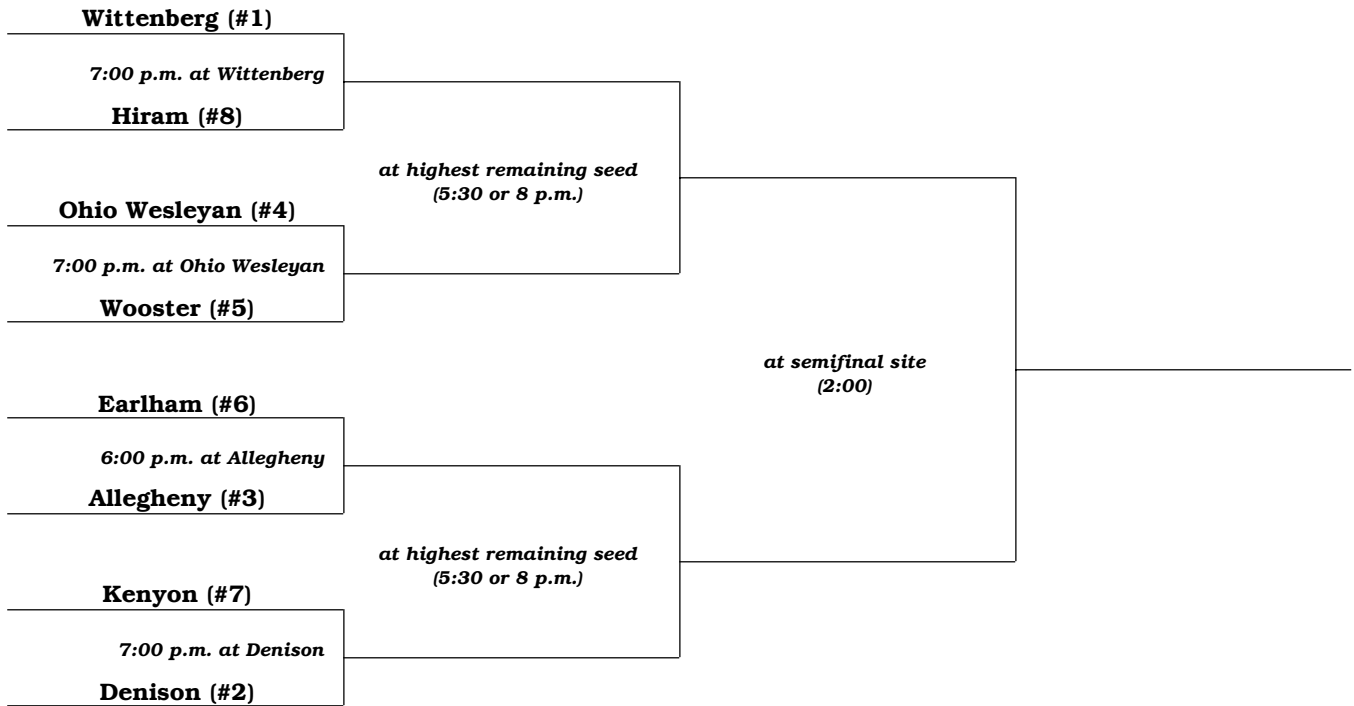
National Poll: The latest AVCA Division III Coaches Top 20 poll (Oct. 25) lists Wittenberg 12th, up one notch from the past three weeks.

2000 NORTH COAST ATHLETIC CONFERENCE VOLLEYBALL CHAMPIONSHIPS

Tuesday, Oct 31

Friday, Nov. 3

Saturday, Nov. 4

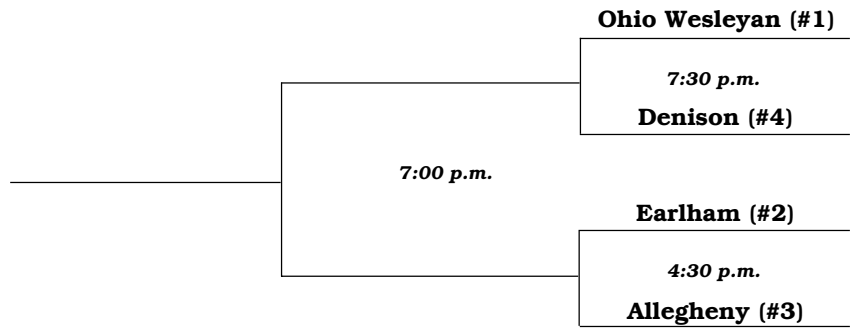


Saturday, Nov. 4

Friday, Nov. 3

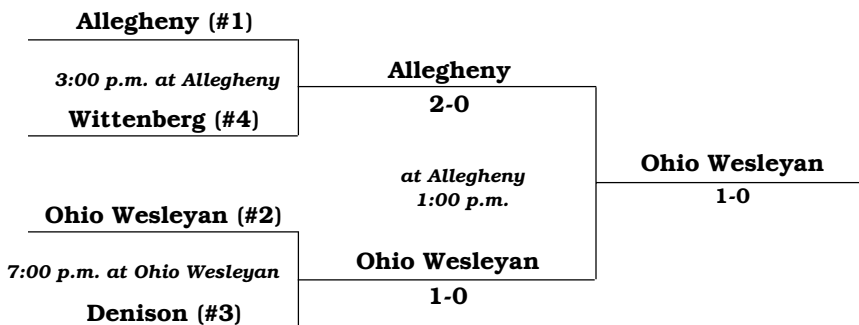
2000 NORTH COAST ATHLETIC CONFERENCE MEN'S SOCCER TOURNAMENT

hosted by Ohio Wesleyan University



Wednesday, Oct 25

Saturday, Oct. 28



2000 NORTH COAST ATHLETIC CONFERENCE WOMEN'S SOCCER TOURNAMENT

DELAWARE, Ohio -- Denison took its third straight crown in the women's race and Kenyon captured its second consecutive men's title at the 17th North Coast Athletic Conference Cross Country Championships, which were held at Oberlin on Oct. 28.

Denison edged out second-place Allegheny by three points despite two Gators who finished in the top seven. The Big Red placed five scorers in the top 20 to make the difference in the results. Runners from six different schools took the top six spots. Earlham senior **Shannan Rieder (Cincinnati, OH/Mt. Notre Dame)** won the race in 18:40.30, followed by Wooster senior **Sandy Tecklenburg (Cincinnati, OH/Anderson)** in 18:42.50. Wittenberg sophomore **Abi Gerstle (Kettering, OH/Fairmont)** was third (18:50.90), senior **Alyssa Mack (Pleasantville, NY/Pleasantville)** of Allegheny was fourth in 18:59.80 and sophomore **Lori Tuchfeld (N. Merrick, NY/Sanford H. Calhoun)** of Oberlin was fifth (19:02.60). The top individual for champion Denison for the second straight year was sophomore **Adrienne Shue (Circleville, OH/Circleville)** in sixth place (19:05.00).

Kenyon placed all seven of its runners in the top 25, and the five scorers were all in the top 11 as the Lords easily took the men's race. Kenyon senior **Vince Evener (Bradford, PA/Greenwood)** won in 25:17.10, followed closely by his teammate, sophomore **Greg Remaly (Bloomsburg, PA/Central Columbia)** in 25:19.00. Denison sophomore **Brock Babcock (Platte City, MO/Platte County)**, who placed second in last year's race, took third this year in 25:21.70. Kenyon sophomore **Ben Hildebrand (Rochester, NY)** moved up a spot from last year with a fourth-place finish (25:22.40), and Wabash junior **Jared Smit (Lafayette, IN/Lafayette Central)** rounded out the top five in 25:24.70.

The top seven individual finishers earn first-team All-NCAC honors, with the next seven placed on the second team and the third seven receiving honorable mention.

2000 Men's Cross Country Championships

1. Kenyon College	24
2. Allegheny College	78
3. College of Wooster	80
4. Denison University	106
5. Wabash College	151
Oberlin College	151
7. Earlham College	175
8. Ohio Wesleyan University	219
9. Wittenberg University	221
10. Hiram College	246

2000 Women's Cross Country Championships

1. Denison University	65
2. Allegheny College	68
3. Kenyon College	87
4. College of Wooster	109
5. Earlham College	111
6. Oberlin College	113
7. Wittenberg University	151
8. Ohio Wesleyan University	223
NS Hiram College	

INDIVIDUAL RESULTS

1. Vince Evener, KEN	25:17.12
2. Greg Remaly, KEN	25:19.00
3. Brock Babcock, DEN	25:21.70
4. Ben Hildebrand, KEN	25:22.40
5. Jared Smit, WAB	25:24.70
6. Cary Snyder, KEN	25:28.80
7. Nicholas Chiorian, WOO	25:34.30
8. Brendan Callahan, WOO	25:36.40
9. Brice Allen, ALL	25:44.80
10. David Bevacqua, OBE	25:52.70
11. Matt Cabrera, KEN	26:02.00
12. Andy Graham, EARL	26:06.10
13. Rob Shaw, ALL	26:08.10
14. Dan Princic, ALL	26:13.30
15. Marty Coppola, WOO	26:15.40
16. Andrew Sisson, KEN	26:21.20
17. Nick DeWald, WITT	26:24.30
18. Nathan Aichele, DEN	26:25.40
19. Devon Halley, ALL	26:28.10
20. Evan McDaniel, WOO	26:31.40
21. Matt Burgdorf, DEN	26:38.40

INDIVIDUAL RESULTS

1. Shannan Rieder, EARL	18:40.30
2. Sandy Tecklenburg, WOO	18:42.50
3. Abi Gerstle, WITT	18:50.90
4. Alyssa Mack, ALL	18:59.80
5. Lori Tuchfeld, OBE	19:02.60
6. Adrienne Shue, DEN	19:05.00
7. Nicole Morandi, ALL	19:10.70
8. Katherine Kapo, KEN	19:13.80
9. Lindsey Ross, DEN	19:18.30
10. Jenny Wilke, HIR	19:24.80
11. Rachel Dawson, WOO	19:27.90
12. Beth Smith, EARL	19:28.40
13. Sarah Weide, WITT	19:33.30
14. Alyssa Gaebel, ALL	19:36.40
15. Susan Bettcher, DEN	19:38.90
16. Melissa Hurley, KEN	19:41.50
17. Megan Biddle, KEN	19:42.70
18. Laura Mix, DEN	19:44.70
19. Beth Spalding, OBE	19:47.70
20. Allison Mayfield, DEN	19:49.30
21. Tenaya Britton, KEN	19:51.00



DENNIS M. COLLINS
Executive Director

P.O. Box 16679
Cleveland, OH 44116
Phone (440) 871-8100
Fax (440) 871-4221
ncac@northcoast.org
www.northcoast.org

ALLEGHENY COLLEGE ★ DENISON UNIVERSITY ★ EARLHAM COLLEGE ★ HIRAM COLLEGE ★ KENYON COLLEGE ★ OBERLIN COLLEGE
★ OHIO WESLEYAN UNIVERSITY ★ WABASH COLLEGE ★ WITTENBERG UNIVERSITY ★ COLLEGE OF WOOSTER

2000 ALL-NCAC WOMEN'S CROSS COUNTRY

CLEVELAND -- The following performers earned All-North Coast Athletic Conference honors at the 2000 NCAC Cross Country Championships on Saturday, Oct. 28 at Oberlin College.

FIRST TEAM

Name	School	Yr.	PL	TIME	Hometown/High School
Shannan Rieder+*	Earlham	Sr.	1	18:40	Cincinnati, OH/Mt. Notre Dame
Sandy Tecklenburg%&*	Wooster	Sr.	2	18:42	Cincinnati, OH/Anderson
Abi Gerstle	Wittenberg	So.	3	18:50	Kettering, OH/Fairmont
Alyssa Mack	Allegheny	Sr.	4	18:59	Pleasantville, NY/Pleasantville
Lori Tuchfeld@	Oberlin	So.	5	19:02	N. Merrick, NY/Sanfor H. Calhoun
Adrienne Shue*	Denison	So.	6	19:05	Circleville, OH/Circleville
Nicole Morandi*	Allegheny	So.	7	19:10	Tewksbury, MA/Tewksbury

Runner of the Year: Shannan Rieder, Earlham

Newcomer of the Year: Alyssa Gaebel, Allegheny

Coach of the Year: Pan Fanaritis, Denison

SECOND TEAM

Name	School	Yr.	PL	TIME	Hometown/High School
Katherine Kapo	Kenyoh	Jr.	8	19:13	Charleston, WV/Charleston
Lindsey Ross	Denison	So.	9	19:18	Upper Arlington, OH/Upper Arlington
Jenny Wilke@	Hiram	So.	10	19:24	Sandusky, OH/Sandusky
Rachel Dawson%#	Wooster	Sr.	11	19:27	Gibsonia, PA/Hampton
Beth Smith&@	Earlham	Jr.	12	19:28	Hershey, PA/Hershey
Sarah Weide@	Wittenberg	Jr.	13	19:33	Ft. Wayne, IN/Homestead
Alyssa Gaebel	Allegheny	Fr.	14	19:36	Bellefonte, PA/Bellefonte

HONORABLE MENTION

Name	School	Yr.	PL	TIME	Hometown/High School
Susan Bettcher*	Denison	Sr.	15	19:38	Strongsville, OH/Strongsville
Melissa Hurley	Kenyon	Sr.	16	19:41	St. Louis, MO/Visitation Academy
Megan Biddle	Kenyon	So.	17	19:42	Indianapolis, IN/North Central
Laura Mix#	Denison	Sr.	18	19:44	Granville, OH/Granville
Beth Spalding#	Oberlin	Sr.	19	19:47	Cedarburg, WI/Cedarburg
Allison Mayfield#	Denison	Sr.	20	19:49	Culver, IN/Culver Girls' Academy
Tenaya Britton	Kenyon	Fr.	21	19:51	Bethesda, MD/Walter Johnson

Key: * 1st team 1999 @ 2nd team 1999 # honorable mention 1999 % 1st team 1997 & 1st team 1998 +2nd team 1998



DENNIS M. COLLINS
Executive Director

P.O. Box 16679
Cleveland, OH 44116
Phone (440) 871-8100
Fax (440) 871-4221
ncac@northcoast.org
www.northcoast.org

ALLEGHENY COLLEGE ★ DENISON UNIVERSITY ★ EARLHAM COLLEGE ★ HIRAM COLLEGE ★ KENYON COLLEGE ★ OBERLIN COLLEGE
★ OHIO WESLEYAN UNIVERSITY ★ WABASH COLLEGE ★ WITTENBERG UNIVERSITY ★ COLLEGE OF WOOSTER

2000 ALL-NCAC MEN'S CROSS COUNTRY

CLEVELAND -- The following performers earned All-North Coast Athletic Conference honors at the 2000 NCAC Cross Country Championships on Saturday, Oct. 28 at Oberlin College.

FIRST TEAM

Name	School	Yr.	PL	TIME	Hometown/High School
Vince Evener &#	Kenyon	Sr.	1	25:17	Millerstown, PA/Greenwood
Greg Remaly *	Kenyon	So.	2	25:19	Bloomsburg, PA/Central Columbia
Brock Babcock *	Denison	So.	3	25:21	Platte City, MO/Platte County
Ben Hildebrand *	Kenyon	So.	4	25:22	Rochester, NY/Harley
Jared Smit	Wabash	Jr.	5	25:24	Lafayette, IN/Lafayette Central
Cary Snyder +#	Kenyon	Jr.	6	25:28	Demarest, NJ/Northern Valley
Nicholas Chiorian	Wooster	Sr.	7	25:34	Hinckley, OH/Highland

Runner of the Year: Vince Evener, Kenyon

Newcomer of the Year: Andrew Sisson, Kenyon

Coach of the Year: Duane Gomez, Kenyon

SECOND TEAM

Name	School	Yr.	PL	TIME	Hometown/High School
Brendan Callahan	Wooster	So.	8	25:36	S. Glastonbury, CT/Glastonbury
Brice Allen @+#	Allegheny	Sr.	9	25:44	Sugar Grove, PA/Eisenhower
David Bevacqua	Oberlin	Sr.	10	25:52	Newtown Square, PA/Episcopal
Matt Cabrera \$	Kenyon	So.	11	26:02	Vancouver, WA/Skyview
Andy Graham #	Earlham	So.	12	26:06	Hiram, OH/Mogadore
Rob Shaw ^\$	Allegheny	Sr.	13	26:08	Brookville, PA/Brookville
Dan Princic \$	Allegheny	Jr.	14	26:13	Carrollton, OH/Carrollton

HONORABLE MENTION

Name	School	Yr.	PL	TIME	Hometown/High School
Marty Coppola \$	Wooster	Jr.	15	26:15	Medina, OH/Medina
Andrew Sisson	Kenyon	Fr.	16	26:21	Granville, OH/Granville
Nick DeWald	Wittenberg	So.	17	26:24	Mansfield, OH/Mansfield Senior
Nathan Aichele	Denison	Fr.	18	26:25	Westerville, OH/Westerville North
Devon Halley	Allegheny	So.	19	26:28	Cranberry Twp., PA/Seneca Valley
Evan McDaniel	Wooster	So.	20	26:31	Grass Valley, CA/Nevada Union
Matt Burgdorf #	Denison	Sr.	21	26:38	St. Louis, MO/Priory

Key: *1st team 1999, #2nd team 1999, \$ honorable mention 1999 @2nd team 1997 & 1st team 1998 +2nd team 1998 ^honorable mention 1998

**NORTH COAST ATHLETIC CONFERENCE
MEN'S SOCCER REPORT -- STANDINGS/STATISTICS**

Oct. 29, 2000

	NCAC						OVERALL					
	W	L	T	PTS	GF	GA	W	L	T	PCT	GF	GA
1) OHIO WESLEYAN **	9	0	0	26	37	6	19	0	0	1.000	70	13
2) EARLHAM **	6	2	1	20	20	9	8	6	2	.563	27	17
3) ALLEGHENY##	6	2	1	18	15	4	10	6	1	.618	29	12
4) DENISON*	6	3	0	17	16	13	12	5	0	.706	40	26
5) WOOSTER ***##	5	4	0	14	13	12	10	5	2	.647	39	22
6) WITTENBERG ***#	4	5	0	12	15	22	10	7	1	.583	32	34
7) OBERLIN ***	3	5	1	11	14	18	7	9	1	.441	31	35
8) KENYON#	2	7	0	7	7	17	4	13	0	.235	17	34
9) HIRAM*	2	6	1	6	7	16	8	9	1	.472	28	29
10) WABASH*	0	9	0	2	6	32	4	13	0	.235	16	47

SCORING LEADERS

	GP	G	A	PTS	PPG
Brett Dunlap, OWU	18	13	6	32	1.78
Ryan Miller, OWU	18	9	11	29	1.61
Chris Wilson, EARL	14	9	4	22	1.57
Sam Hopkins, OBE	17	11	4	26	1.53
Brian Hylbert, DEN	16	10	4	24	1.50
Dan Kelly, WOO	17	11	1	23	1.35
Jamie Chiero, OWU	19	8	9	25	1.32
Michael Mele, EARL	16	9	3	21	1.31
Matt Sowa, ALL	11	6	1	13	1.18
Tacuma Robinson, OWU	18	7	7	21	1.17

LAST WEEK'S NCAC RESULTS

Denison 2, Hiram 0 - Oct. 24
 Earlham 3, Wittenberg 1 - Oct. 25
 Wooster 3, Oberlin 2 (ot) - Oct. 25
 Allegheny 1, Wooster 0 (ot) - Oct. 28
 Denison 2, Wittenberg 0 - Oct. 28
 Earlham 3, Oberlin 0 - Oct. 28
 Kenyon 1, Hiram 0 - Oct. 28
 Ohio Wesleyan 5, Wabash 0 - Oct. 28

OTHER RESULTS

Allegheny 3, Pitt-Greensburg 0 - Oct. 25
 Kenyon 6, Urbana 2 - Oct. 24
 Ohio Wesleyan 5, Ohio Dominican 0 - Oct. 24
 Wabash 2, Hanover 0 - Oct. 24

GOALIE LEADERS

	MIN	GA	SV	SHO	GAA
L.J. Marks, ALL	811	4	50	4.0	0.44
Adam Roberts, OWU	1229	11	44	4.5	0.81
Bryan Wallace, EARL	1512	17	69	5.0	1.01
Adam Wegner, WOO	1118	16	54	1.0	1.29

*Wabash earned 2 points for 2 regulation ties/Denison & Hiram 2 points each for OT win

**Earlham earned 1 point for regulation tie/Ohio Wesleyan 2 points for OT win

*** Wittenberg & Oberlin earned 1 point each for regulation tie/Wooster 4 points for 2OT wins

#Kenyon earned 1 point for regulation tie/Wittenberg 2 points for OT win

##Wooster earned 1 point for regulation tie/Allegheny 2 points for OT win

Oct. 29, 2000

**NORTH COAST ATHLETIC CONFERENCE
WOMEN'S SOCCER REPORT -- STANDINGS/STATISTICS**

	NCAC						OVERALL					
	W	L	T	PTS	GF	GA	W	L	T	PCT	GF	GA
1) ALLEGHENY	7	1	0	21	26	8	16	4	1	.786	53	16
OHIO WESLEYAN *	7	1	0	21	29	3	14	3	1	.806	70	13
DENISON	7	1	0	21	26	2	13	2	1	.844	54	7
4) WITTENBERG	4	4	0	12	16	13	10	7	0	.588	55	28
KENYON	4	4	0	12	9	8	9	8	0	.529	21	20
WOOSTER	4	4	0	12	9	10	10	7	0	.588	28	18
7) OBERLIN	2	6	0	6	8	23	5	11	0	.313	25	41
8) EARLHAM	1	7	0	3	8	13	5	9	1	.367	25	21
9) HIRAM	0	8	0	0	1	51	4	14	0	.222	19	93

SCORING LEADERS

	GP	G	A	PTS	PPG
Geri Woessner, WITT	17	18	7	43	2.53
Katy Sturtz, OWU	16	16	4	36	2.25
Courtney Stackhouse, OBE	16	17	0	34	2.13
Jane Och, ALL	21	13	9	35	1.67
Jill Rekers, WITT	14	10	3	23	1.64
Natalie Estep, WITT	16	10	6	26	1.63
Dana Grandmason, DEN	15	9	4	22	1.47
Liz Sheehan, OWU	18	11	4	26	1.44
Shoshana Erickson, EARL	11	6	3	15	1.36
Meghan Overom, DEN	16	8	5	21	1.31

NCAC TOURNAMENT RESULTS

Semifinals October 25
 Allegheny 2, Wittenberg 0 - at Allegheny
 Ohio Wesleyan 1, Denison 0 - at Ohio Wesleyan

 Championship October 28
 Ohio Wesleyan 1, Allegheny 0 - at Allegheny

*NCAC tournament champion; Receives NCAA bid

GOALIE LEADERS

	MIN	GA	SV	SHO	GAA
Elizabeth Clapacs, DEN	1267	7	72	11.0	0.50
Maggie Meagher, OWU	1188	8	40	8.0	0.61
Joan Anderson, ALL	1760	15	137	7.0	0.77
Maureen Collins, KEN	1305	17	122	5.0	1.17

**NORTH COAST ATHLETIC CONFERENCE
FIELD HOCKEY REPORT -- STANDINGS/STATISTICS**

Oct. 29, 2000

	NCAC						OVERALL					
	W	L	T	PCT	GF	GA	W	L	T	PCT	GF	GA
1) DENISON*	10	2	0	.833	33	9	12	6	0	.667	42	22
WITTENBERG	10	2	0	.833	31	15	14	4	0	.778	46	18
3) WOOSTER	9	3	0	.750	33	13	12	5	0	.706	45	22
4) OHIO WESLEYAN	6	6	0	.500	28	23	7	11	0	.389	36	34
5) OBERLIN	5	7	0	.417	25	26	8	9	0	.471	39	33
6) KENYON	2	10	0	.167	10	38	4	13	0	.235	19	45
7) EARLHAM	0	12	0	.000	7	50	2	15	0	.118	11	59

SCORING LEADERS

	GP	G	A	PTS	PPG
Emily White, WOO	17	13	16	42	2.47
Emily Johnson, OBE	17	13	2	28	1.65
Keri Arnold, DEN	18	12	5	29	1.61
Kelly McMullen, WITT	18	11	6	28	1.56
Amanda Bernardon, WOO	17	10	5	25	1.47
Miriam Esber, WOO	17	8	8	24	1.41
Lisa Payfer, OWU	18	9	5	23	1.28
Emily Duh, WITT	18	9	3	21	1.17

LAST WEEK'S NCAC RESULTS

Ohio Wesleyan 3, Earlham 0 - Oct. 24
Oberlin 3, Kenyon 1 - Oct. 24
Wittenberg 3, Ohio Wesleyan 0 - Oct. 25
Wooster 3, Wittenberg 0 - Oct. 22

OTHER RESULTS

Denison 2, Sewanee 1 (ot) - Oct. 28
Oberlin 3, Hanover 0 - Oct. 28
Ohio Wesleyan 5, Bellarine 0 - Oct. 28
Wittenberg 2, DePauw 1 (2ot) - Oct. 28
Wooster 3, Centre 2 - Oct. 28

GOALIE LEADERS

	GP	GA	SV	SHO	SV%
Pamela Walker, OBE	13	23	141	1.0	.860
Liz Shipp, OWU	16	24	147	2.5	.860
Georgina Klinzing, WITT	18	17	102	6.0	.857
Danielle Cranin, EARL	17	59	331	1.0	.849

*Denison earns automatic bid to NCAA tournament

**NORTH COAST ATHLETIC CONFERENCE
VOLLEYBALL REPORT -- STANDINGS/STATISTICS**

Oct. 29, 2000

	NCAC			OVERALL		
	W	L	PCT	W	L	PCT
1) WITTENBERG	8	0	1.000	27	8	.771
2) DENISON	7	1	0.875	19	10	.655
3) ALLEGHENY	5	3	0.625	14	20	.412
4) EARLHAM	4	4	0.500	18	10	.643
WOOSTER	4	4	0.500	15	12	.556
OHIO WESLEYAN	4	4	0.500	12	19	.387
7) KENYON	2	6	0.250	10	23	.303
8) OBERLIN	1	7	0.125	9	17	.346
HIRAM	1	7	0.125	9	21	.300

ATTACK LEADERS

	GP	K	KPG
Brittany Baume, WITT	90	408	4.53
Tonya Andrews, ALL	108	457	4.23
Kati Annarino, DEN	101	377	3.73
Leslie Welsh, OWU	105	373	3.55
Anna Ruth, OBE	87	304	3.49

LAST WEEK'S RESULTS

Albion 15-16-15, Kenyon 7-14-6 - Oct. 28
Allegheny 15-16-15, Elizabethtown 11-14-9 - Oct. 27
Anderson 15-14-15-12-15, Denison 8-16-8-15-5 - Oct. 28
Case Western Reserve 15-9-15-15, Kenyon 5-9-11-3 - Oct. 24
D'Youville 16-15-12-15, Hiram 14-9-15-12 - Oct. 28
Denison 15-6-15-15, Goshen 11-15-9-8 - Oct. 28
Denison 15-15-15, Olivet 12-7-3 - Oct. 28
DePauw 15-15-15, Wittenberg 10-12-13 - Oct. 28
Earlham 15-10-15-15, Defiance 13-15-7-11 - Oct. 28
Earlham 15-15-15, Manchester 7-3-6 - Oct. 26
Earlham 15-15-15, Miami-Middletown 6-1-9 - Oct. 24
Franklin L& Marshall 15-15-8-15, Allegheny 11-7-15-8 - Oct. 28
Gettysburg 8-15, 15-14-15, Allegheny 15-8-9-16-8 - Oct. 27
Hiram 15-15-15, Ursuline 9-5-4 - Oct. 28
Muskingum 15-15-15, Ohio Wesleyan 5-3-3 - Oct. 24
Oberlin 15-4-15-15, Pitt-Johnstown 12-15-9-6 - Oct. 28
Pitt-Bradford 15-15-16, Hiram 13-10-14 - Oct. 27
Salisbury State 15-15-15, Allegheny 13-6-10 - Oct. 28
St. Mary's 16-15-15, Kenyon 14-11-10 - Oct. 28
Thomas More 8-2-15-15-16, Wittenberg 15-15-10-9-14 - Oct. 25
U. of District of Columbia 15-15-15, Oberlin 13-13-6 - Oct. 28
Urbana 15-15-10-15, Wooster 12-6-15-9 - Oct. 28
Urbana 16-15-15, Oberlin 14-2-10 - Oct. 26
Wittenberg 15-15-11-15, Baldwin-Wallace 7-5-15-6 - Oct. 28
Wittenberg 15-15-15, Calvin 8-4-11 - Oct. 27
Wittenberg 15-16-15, Bluffton 7-14-10 - Oct. 27

SETTING LEADERS

	GP	A	APG
Shellie Habegger, WITT	99	1355	13.69
Regann Goodwin, DEN	105	1167	11.11
Shana Heilbron, OWU	92	937	10.18
Jen Maure, EARL	98	916	9.35
Stephanie Goes, KEN	98	873	8.91

BLOCK LEADERS

	GP	B	BPG
Jen Petkovsek, WOO	100	136	1.36
Madeline Bachner, EARL	98	106	1.08
Marti Coval, DEN	106	110	1.04
Cori Arnold, KEN	91	88	0.97
Becky Turk, DEN	105	100	0.95

DIG LEADERS

	GP	D	DPG
Leslie Welsh, OWU	105	473	4.50
Stephanie Schnetz, HIR	95	389	4.09
Lauren Camp, KEN	96	385	4.01
Vicki Kajder, ALL	119	467	3.92
Emily Thornton, OWU	112	428	3.82