



**DENNIS M. COLLINS**  
*Executive Director*

P.O. Box 16679  
Cleveland, OH 44116  
Phone (440) 871-8100  
Fax (440) 871-4221  
ncac@northcoast.org  
www.northcoast.org

ALLEGHENY COLLEGE ★ DENISON UNIVERSITY ★ EARLHAM COLLEGE ★ HIRAM COLLEGE ★ KENYON COLLEGE ★ OBERLIN COLLEGE  
★ OHIO WESLEYAN UNIVERSITY ★ WABASH COLLEGE ★ WITTENBERG UNIVERSITY ★ COLLEGE OF WOOSTER

**NCAC Spring Sports Update**

**DENISON, OBERLIN AND KENYON HOST TO CHAMPIONSHIPS;  
ALLEGHENY AND KENYON CLAIM GOLF AND WOMEN'S TENNIS TITLES**

**For Immediate Release  
April 30, 2001**

**CLEVELAND** -- Following is a capsule roundup of the NCAC's spring sports action.

**BASEBALL REPORT**

Allegheny (10-2, 25-7), Wooster (9-2, 33-8), Ohio Wesleyan (10-2, 34-10) and Wittenberg (9-3, 22-10) have earned spots in the NCAC Tournament, which will be held in two rounds, beginning Saturday and Sunday. Ohio Wesleyan, the number one seed in the West, will host Wittenberg (number two seed) in a best-of-three series consisting of three nine-inning games. The East seeds have not been decided as Wooster has one game remaining on its schedule - a makeup game with Hiram (6-5, 19-13) which will take place on Tuesday, May 1 at 3:30 p.m. If the Scots fall to the Terriers, Allegheny would claim the top seed and host Wooster this weekend. Should the Scots defeat the Terriers, Wooster would improve to 10-2 in conference play and would tie Allegheny for first place in the division. The Scots would claim to the top seed, because they took two out of three games from the Gators in regular season play.

The two winners of the first round will advance to the tournament finals, to be held at Thurmon Munson Memorial Stadium May 10-11 in Canton. Saturday and Sunday, May 5-6, will also feature "crossover" series between the teams in places three through five in each division in order to determine final league standings (i.e. the West's third-place team will face the East's third-place team in a best-of-three series - consisting of two seven inning games and one nine inning game - to determine fifth and sixth place overall in the conference. The two fourth-place teams will meet for seventh and eighth place, and the two fifth-place teams will face off for ninth and 10th place.).

**Notes:** The latest American Baseball Coaches Association/*Collegiate Baseball* Division III national poll (April 23) lists Allegheny third, up one spot from fourth, where the Gators have sat all season. Ohio Wesleyan is ranked eighth; Wooster is 13th. The Gators, Bishops and Scots all appear among the top five schools in the Mideast region poll, with Allegheny first, Ohio Wesleyan in second and Wooster in third. Wittenberg is seventh ... Allegheny sophomore outfielder **Kevin Hiles (Dawson, PA/Connellsville)** smacked two grand slam home runs last week ... Stop Thief: Five Denison freshman combined for 15 stolen bases in seven games last week. Second baseman **Brian Regan (Cincinnati, OH/Anderson)** led the way with six, shortstop **Cam Cowden (Zionsville, IN/Zionsville)** followed with five and **Tom Puffenberger (Toledo, OH/Ottawa Hills)** had two, while **Kelsey Kramer (Outmesa, WA/Black Hills)** and **Eric Thompson (Parma, OH/Padua)** each contributed one ... Big Red freshman pitcher **Matt Streicher (Brecksville, OH/Brecksville)** threw three-plus innings, striking out six, to earn his fourth save of the season in Denison's 8-5 win over Oberlin ... Hiram head coach **Howard Jenter** recorded his 150th career win with the Terriers' 7-1 win over Kenyon on April 28 ... Ohio Wesleyan sophomore outfielder **Joe Loudenslager (Hilliard, OH/Darby)** combined for six doubles and 12 RBI in 16 at-bats last week (four games) ... With 22 wins thus far, Wittenberg has recorded the most overall victories in a season since they won 24 in 1998.

**PITCHER/PLAYER OF THE WEEK:** Earlham pitcher **Dave Luptak (Munster, IN/Munster)** opened the Quakers' doubleheader sweep of Kenyon last week with his first collegiate save. He came in with two on base and no outs in the seventh inning and retired the next three batters as Earlham won, 6-5. In the second game of the twinbill, he tossed a complete-game win, allowing just two hits and blanking Kenyon over the last six innings as Earlham won, 5-4. He also allowed no earned runs in a six-hit, 1-0 loss to Wabash. Wabash sophomore **Jake Martin (Rushville, IN/Rushville)** batted .706 (12-for-17) last week, accounting for 15 runs. The outfielder scored eight runs and drove in seven. He also totalled three doubles and a triple. Martin was successful from both sides of the plate. He also pitched a nine-inning complete-game win and scored the winning run against Earlham on April 29.

**GOLF REPORT**

Allegheny had three of the top five finishers on the way to its eighth team title at the NCAC Championships held at the Sugar Bush Golf Club in Garrettsville, Oh. on April 27-28. The Gators totaled 621 strokes over 36 holes to claim their first crown since 1999. Gator senior **Nate Smith (Brookville, PA/Brookville)** earned the Bob Nye Award (Tournament Medalist) as the tournament's top individual finisher after shooting a two-day total of 147 (73, 74). Allegheny head coach **Rick Creehan** was named NCAC Coach of the Year. Both Allegheny and runner-up Ohio Wesleyan are strong candidates to join the 23-team field at the upcoming NCAA Division III Championships. The field will be announced May 1. The 72-hole event will be held May 6-10 at Persimmon Woods Golf Club in St. Louis, Mo., and will be hosted by Maryville University. Allegheny has made 24 consecutive NCAA appearances, and would extend the nation's second-longest streak with a nod this season. The Gators, who won the Division III title in 1983, finished ninth, in last spring's event, while the Bishops finished 16th.

**MEN'S LACROSSE REPORT**

Ohio Wesleyan (5-0, 9-4) clinched its 12th North Coast Athletic Conference crown in 17 seasons with a 19-4 defeat of Wittenberg (1-4, 5-6) last week. The Bishops were paced by senior **Jason Fogelson (Bridgewater, CT/Canterbury School)**, who scored five goals and added eight assists in a pair of victories. He leads the NCAC in scoring (6.08 ppg), goals (3.31 gpg) and assists (2.77 apg).

The final conference contest of the 2001 campaign features second-place Denison (3-1, 9-3) hosting fourth-place Wooster (2-2, 4-8) on Wednesday. Kenyon (3-2, 9-4) completed its schedule last week with a loss to the Big Red and stands alone in third entering the week. Junior **Michael Wexler (Oakland, NJ/Indian Hills)** led sixth-place Oberlin (0-5, 2-9) to a 15-7 non-conference victory over Medaille with a six-goal performance. Goalie **Dave Smolev (Glencoe, IL/New Trier)** scored a goal for the second time this season in that contest.

**PLAYER OF THE WEEK:** Wooster senior **John Park (Hudson, OH/Hudson)** led the Scots to a 1-1 week by making 45 saves and allowing 27 goals for a .625 saves percentage. He had 25 saves in a loss to Kenyon and registered 20 saves in a 10-7 upset of Wittenberg.

**WOMEN'S LACROSSE REPORT**

Three-time defending champion, Denison (7-0, 8-4) is the top seed in this week's NCAC Tournament, which begins with quarterfinals on Tuesday. The Big Red and second-seeded Kenyon (5-2, 6-5) receive byes through the opening round in the six-team event. Third-seeded Wooster (5-2, 8-6) hosts sixth-seeded Oberlin (2-5, 3-9) and fourth-seeded Wittenberg (4-3, 8-6) hosts fifth-seeded Ohio Wesleyan (4-3, 9-6) in the quarterfinals. The semifinals and finals will be held at Kenyon on Friday and Saturday (see attached bracket). Denison claimed its 13th NCAC crown last May with a 12-11 win over Oberlin at Wittenberg. The tournament winner earns the NCAC Championship and also, for the second straight year, the NCAC's automatic entry into the NCAA Division III Championship. The NCAC is one of 10 conferences nationwide with an automatic berth.

**PLAYER OF THE WEEK:** Wittenberg senior **Kati Robbins (Collegeville, PA/Methacton)** tallied six assists against Earlham to break the NCAC single-season assist record. She has 39 assists, topping the old record of 36, shared by Denison's **Christina Monacelli** (1992) and Ohio Wesleyan's **Amy Newell** (1989). Robbins holds Wittenberg's career (83) and season records.

**SOFTBALL REPORT**

Denison (13-1, 27-5) compiled the best conference record during the regular season to earn the 2001 Regular Season Championship as well as the number one seed heading into the inaugural NCAC Softball Tournament. The Big Red will host the top-four double-elimination tournament Friday and Saturday. Second-seeded Wooster (10-4, 17-16) will take on third seed Ohio Wesleyan (8-4, 12-13) in the event's opening game at 10:00 a.m. Denison will face fourth-seed Wittenberg (7-5, 17-13) in the second game at noon (see attached bracket for full schedule).

**PLAYER/PITCHER OF THE WEEK:** Allegheny senior outfielder **Lauren Hornish (Pittsburgh, PA/North Hills)** went 8-for-13 (.615) with five runs, six RBI a double and two homers. Denison junior pitcher **Courtney Zollars (Westerville, OH/South)** earned a win and a save over Wittenberg and a win over Oberlin last week. She allowed no runs and only five hits, striking out 19 in 13 innings of work.

**MEN'S TENNIS REPORT**

One final match remains before the 2001 NCAC Men's Tennis Tournament bracket is set. Wooster (3-0, 10-8) and Kenyon (3-0, 8-9) meet on Tuesday in a regular-season match that determines who will be the top seed in the East Division. Places three through five in the East are already set – Allegheny (2-2, 12-7), Oberlin (1-3, 6-15) and Hiram (0-4, 5-11) fill those spots, respectively. In the West, Denison (4-0, 12-5) earned the top spot, followed by Wittenberg (3-1, 14-5), Wabash (2-2, 13-6), Ohio Wesleyan (1-3, 3-13) and Earlham (0-4, 9-9) in places two through five.

The NCAC championship, hosted by Oberlin, begins on Friday and will start with the Denison (#1 West) meeting Oberlin (#4 East) and Wittenberg (#2 West) facing Allegheny (#3 East). Ohio Wesleyan (#4 West) will take on the winner of the Wooster-Kenyon match (#1 East), while the loser of the contest (#2 East) meets Wabash (#3 West). Denison is the defending champion. The Big Red have won the last four titles in a row and have won at least a share of 10 NCAC crowns.

**WOMEN'S TENNIS REPORT**

Kenyon (3-0, 18-6) swept three opponents 15-4 on the way to its seventh straight team title (15th overall) at the NCAC Championships held at Denison on April 28-29 (see attached bracket). The top-seeded Ladies capped their championship run with a hard-fought 5-3 triumph over second-seeded Denison (4-1, 13-9) in the finals. Denison has placed second 14 times in 16 years of North Coast competition. The Big Red defeated Wooster (1-5, 8-12) and Oberlin (4-2, 12-11) before falling to Kenyon. Wittenberg (4-3, 14-9) captured third with a 5-0 win over Oberlin in the consolation finals.

**TRACK & FIELD REPORT**

The 17th NCAC Championships will take place on Ohio Wesleyan's George Gauthier Track on Friday and Saturday, May 4-5. The Bishops are winners of the past two conference men's titles and have won three overall. Allegheny's women are two-time defending champions as well, and the Gators have claimed seven NCAC crowns.

At last weekend's Combined Events Championship, the results of which count toward the team standings, a pair of Wittenberg athletes took individual titles. Senior **Josh Guerrieri (Avon, OH/Avon)** won the decathlon competition and freshman **Geri Woessner (Dayton, OH/Oakwood)** claimed the heptathlon. Guerrieri won with a school- and conference-record 6,420 points. That total met the NCAA Division III automatic qualifying standard. Woessner scored 4,145 points, also a school best, and met the NCAA's provisional qualifying mark.

**SCHOOL RECORDS FALL:** A number of North Coast athletes set school records at meets last weekend. Allegheny's **Jen Surace (Bethel Park, PA/Bethel Park)** equaled her school record in the pole vault (10 feet, 2 inches) at the Baldwin-Wallace Invitational. Hiram sophomore **Emmalisa Brown (Gates Mills, OH/Mayfield)** set a school mark in the long jump (16-3 3/4) as she placed second in the heptathlon (4,022 points). Wabash sophomore **Peter DeYoung (Evansville, IN/Bosse)** cleared 6 feet, 9 1/2 inches to win the high jump at the Millikin Big Blue Open and establish a school mark. He met the NCAA automatic qualifier in the event. Wittenberg freshman **Tim Gaal (Amanda, OH/Clearcreek)** set a Tiger mark in the javelin (186-6) at the Cincinnati Invitational. **Abi Gerstle (Kettering, OH/Fairmont)** was clocked at 4:40.79 in the 1500 meters to set Wittenberg's school mark.

**RUNNERS OF THE WEEK:** Denison freshman **Jackie Berner (Fredonia, NY/Fredonia)** was a member of the winning 1600 meter relay team at the Wooster Classic. The team's time of 4:02 set a stadium record. She was also on the winning 400 meter relay which met the NCAA provisional qualifying standard (48.9). Singly, Berner won the 100 with a time of 12.4. Wittenberg senior **Josh Guerrieri (Avon, OH/Avon)** won the North Coast decathlon competition with a school- and conference-record 6,420 points, which met the NCAA automatic qualifying standard.

**FIELD ATHLETES OF THE WEEK:** Wittenberg freshman **Geri Woessner (Dayton, OH/Oakwood)** claimed the North Coast heptathlon competition with a school-record 4,145 points. The total met the NCAA provisional qualifying standard. Wabash sophomore **Peter DeYoung (Evansville, IN/Bosse)** met the NCAA automatic qualifying standard when he cleared 6 feet, 9 1/2 inches to win the high jump at Millikin. He also establish Little Giant mark.

North Coast Athletic Conference Baseball Standings (as of Apr 30, 2001)

NCAC East										NCAC West							
Team	W	L	T	Pct	W	L	T	Pct	Team	W	L	T	Pct	W	L	T	Pct
Allegheny.....	10	2	0	.833	25	7	0	.781	Ohio Wesleyan.....	10	2	0	.833	34	10	0	.773
Wooster.....	9	2	0	.818	33	8	0	.805	Wittenberg.....	9	3	0	.750	22	10	1	.682
Hiram.....	6	5	0	.545	19	13	0	.594	Denison.....	7	5	0	.583	19	18	0	.514
Kenyon.....	4	8	0	.333	12	18	0	.400	Wabash.....	4	8	0	.333	11	22	0	.333
Oberlin.....	0	12	0	.000	2	31	0	.061	Earlham.....	0	12	0	.000	9	25	0	.265

North Coast Athletic Conference Baseball Leaders Summary as of Apr 30, 2001 (All games)

TEAM BATTING	G	Avg	AB	R	H	2B	3B	HR	BB	SO	SB-ATT
Ohio Wesleyan.....	44	.381	1464	472	558	117	9	70	203	231	64-80
Wooster.....	41	.368	1341	383	493	88	11	49	137	213	72-93
Hiram.....	32	.359	994	250	357	66	13	21	100	124	48-57
Wittenberg.....	33	.345	1062	276	366	80	2	29	111	168	42-55
Denison.....	37	.325	1097	245	356	59	9	19	122	194	77-94
Allegheny.....	32	.324	970	253	314	63	4	19	128	159	56-62
Wabash.....	33	.301	1018	201	306	67	6	11	123	177	27-42
Kenyon.....	30	.291	880	166	256	45	2	13	95	156	23-30
Earlham.....	34	.284	1001	186	284	42	2	8	115	196	35-46
Oberlin.....	33	.248	925	125	229	30	1	4	134	272	31-37
Totals.....	174	.327	10752	2557	3519	657	59	243	1268	1890	475-596

HITS	RUNS SCORED
D. Penberthy WOO.....	70
J. Treadway WOO.....	66
Joe Loudenslager OWU.....	65
Shaun Rice OWU.....	65
Drew Caravella OWU.....	64
D. Penberthy WOO.....	57
Joe Loudenslager OWU.....	56
Drew Caravella OWU.....	54
J. Treadway WOO.....	53
Shaun Rice OWU.....	52

TEAM PITCHING	G	ERA	W	L	Sv	IP	H	R	ER	BB	SO
Wooster.....	41	3.53	33	8	3	308.1	295	165	121	108	262
Allegheny.....	32	4.20	25	7	9	233.2	210	144	109	90	201
Ohio Wesleyan.....	44	4.92	34	10	6	332.2	401	260	182	131	285
Hiram.....	32	5.39	17	10	5	237.0	294	188	142	110	181
Wittenberg.....	33	5.72	22	10	4	239.1	282	209	152	142	188
Denison.....	37	5.98	19	18	4	262.0	352	217	174	96	195
Wabash.....	33	6.36	11	22	2	239.0	332	233	169	110	181
Kenyon.....	30	7.29	12	18	2	212.1	305	220	172	121	151
Earlham.....	34	9.04	9	25	2	240.0	372	314	241	178	160
Oberlin.....	33	11.25	1	30	0	228.0	438	393	285	114	126
Totals.....	174	6.21	183	158	37	2532.1	3281	2343	1747	1200	1930

RUNS BATTED IN	
Drew Caravella OWU.....	56
Joe Loudenslager OWU.....	55
D. Penberthy WOO.....	53
Shaun Rice OWU.....	49
2 tied with 46 RBI(s)	

TEAM FIELDING	G	PO	A	E	Pct	DP	PB	SBA-ATT
Wooster.....	41	925	384	66	.952	38	10	16-24
Allegheny.....	32	701	295	51	.951	23	8	22-29
Ohio Wesleyan.....	44	998	460	87	.944	26	11	25-44
Denison.....	37	786	310	67	.942	17	6	29-47
Wabash.....	33	717	272	63	.940	14	12	28-36
Kenyon.....	30	636	234	56	.940	11	8	58-68
Hiram.....	32	711	277	64	.939	22	17	30-33
Wittenberg.....	33	718	266	70	.934	16	4	22-32
Earlham.....	34	720	283	78	.928	17	9	43-57
Oberlin.....	33	631	230	120	.878	12	45	106-116
Totals.....	174	7543	3011	722	.936	196	130	379-486

DOUBLES	
Joe Loudenslager OWU.....	21
Adam Mandel DEN.....	18
D. Penberthy WOO.....	15
Shaun Rice OWU.....	15
2 tied with 14 double(s)	

INDIVIDUAL BATTING	Min 2.0 AB/Team game	G	Avg	AB	R	H	RBI	2B	3B	HR	BB
D. Penberthy WOO.....	41	.507	138	57	70	53	15	1	10	11	
Derek Johnson DEN.....	37	.500	114	34	57	40	14	3	6	25	
Brian Frasco HIR.....	25	.459	85	32	39	32	9	3	3	8	
Ryan Peters WIT.....	33	.450	120	43	54	46	10	0	12	16	
Mark Wherry OWU.....	42	.439	114	29	50	32	13	3	5	9	
B. Stevens WOO.....	41	.435	124	38	54	37	9	2	6	33	
J. Treadway WOO.....	41	.434	152	53	66	43	12	2	11	15	
Shaun Rice OWU.....	42	.433	150	52	65	49	15	1	10	16	
Drew Caravella OWU.....	43	.427	150	54	64	56	14	0	12	21	
Adam Mandel DEN.....	37	.403	139	43	56	24	18	1	2	15	

TRIPLES	
B. Daugherty WOO.....	4
Mark Wherry OWU.....	3
Brian Frasco HIR.....	3
Derek Johnson DEN.....	3
Matt Carlson WAB.....	3

INDIVIDUAL PITCHING	Min 1.0 IP/Team game	App	ERA	W-L	Sv	IP	H	R	ER	BB	SO
Josh Sharpless ALL.....	7	1.29	5-1	0	42.0	18	10	6	4	41	
M. Englander WOO.....	12	1.81	10-0	0	54.2	34	13	11	18	48	
Scott Swinchock ALL.....	8	2.03	6-0	0	48.2	38	14	11	10	55	
Matt Farmwald OWU.....	15	2.04	10-1	1	75.0	74	33	17	14	53	
J. Werner WOO.....	13	2.90	8-1	0	59.0	48	26	19	21	58	
B.J. Thomas WOO.....	10	3.00	6-2	0	42.0	37	18	14	10	41	
Kurt Hartfelder WIT.....	7	3.57	5-1	0	40.1	43	24	16	7	21	
Tyler Mott OWU.....	15	4.01	5-0	1	51.2	64	30	23	13	56	
Derek Johnson DEN.....	14	4.02	6-6	0	80.2	88	47	36	19	75	
N. Moga WOO.....	12	4.37	5-1	0	47.1	55	32	23	12	36	

HOME RUNS	
Ryan Peters WIT.....	12
Jason Bogenrife OWU.....	12
Drew Caravella OWU.....	12
J. Treadway WOO.....	11
2 tied with 10 home run(s)	

TOTAL BASES	
D. Penberthy WOO.....	117
J. Treadway WOO.....	115
Drew Caravella OWU.....	114
Shaun Rice OWU.....	112
Joe Loudenslager OWU.....	110

STOLEN BASES	SB-ATT
J. Treadway WOO.....	27-32
Mark Minadeo ALL.....	17-18
Derek Johnson DEN.....	17-20
Z. Pretzer OBE.....	16-18
Adam Mandel DEN.....	15-18

STRIKEOUTS	IP	SO
Derek Johnson DEN.....	80.2	75
Jake Martin WAB.....	79.0	59
J. Werner WOO.....	59.0	58
Tyler Mott OWU.....	51.2	56
Scott Swinchock ALL.....	48.2	55

North Coast Athletic Conference Softball Standings (as of Apr 30, 2001)

Team	Softball				Overall			
	W	L	T	Pct	W	L	T	Pct
Denison.....	13	1	0	.929	27	5	0	.844
Wooster.....	10	4	0	.714	17	16	0	.515
Ohio Wesleyan.....	8	4	0	.667	12	13	0	.480
Wittenberg.....	7	5	0	.583	17	13	0	.567
Kenyon.....	6	8	0	.429	18	18	0	.500
Allegheny.....	6	8	0	.429	12	21	0	.364
Hiram.....	4	10	0	.286	9	23	0	.281
Oberlin.....	0	14	0	.000	0	20	0	.000

North Coast Athletic Conference Softball Leaders Summary as of Apr 30, 2001 (All games)

TEAM BATTING													HITS	
	G	Avg	AB	R	H	2B	3B	HR	BB	SO	SB-ATT			
Denison.....	32	.329	855	194	281	51	8	1	77	91	23-28	Scherer KEN.....	51	
Wittenberg.....	30	.298	792	147	236	38	13	1	53	84	41-47	Hornish ALL.....	44	
Kenyon.....	36	.292	991	200	289	45	9	8	120	161	28-36	Carroll KEN.....	40	
Allegheny.....	33	.271	876	138	237	58	5	5	48	114	18-22	O'Neill KEN.....	38	
Wooster.....	33	.270	886	120	239	47	6	5	53	154	23-31	2 tied with 36 hit(s)		
Hiram.....	32	.254	790	110	201	34	8	3	55	119	27-37	<b>RUNS SCORED</b>		
Ohio Wesleyan.....	25	.239	665	87	159	25	2	3	54	102	25-28	-----		
Oberlin.....	20	.196	439	34	86	10	1	0	23	105	7-9	O'Neill KEN.....	28	
Totals.....	120	.275	6294	1030	1728	308	52	26	483	930	192-238	Scherer KEN.....	27	
<b>TEAM PITCHING</b>													Kallendorf WIT.....	26
	G	ERA	W	L	Sv	IP	H	R	ER	BB	SO			
Denison.....	32	0.91	25	5	4	207.1	124	45	27	34	197	Sara Mullen DEN.....	26	
Kenyon.....	36	2.36	18	18	0	234.0	257	123	79	48	134	Carroll KEN.....	25	
Ohio Wesleyan.....	25	2.57	12	13	0	160.2	196	99	59	51	108	<b>RUNS BATTED IN</b>		
Allegheny.....	33	2.94	12	21	0	216.1	244	136	91	50	88	-----		
Wooster.....	33	3.40	17	16	0	222.2	210	166	108	156	208	Hornish ALL.....	31	
Wittenberg.....	30	3.59	17	13	0	189.1	182	144	97	109	74	O'Neill KEN.....	30	
Hiram.....	32	4.66	4	12	0	196.2	258	191	131	84	104	Robertson KEN.....	23	
Oberlin.....	20	11.51	0	18	0	104.0	244	242	171	72	37	Carroll KEN.....	22	
Totals.....	120	3.49	105	116	4	1531.0	1715	1146	763	604	950	4 tied with 18 RBI(s)		
<b>TEAM FIELDING</b>													<b>DOUBLES</b>	
	G	PO	A	E	Pct	DP	PB	SBA-ATT						
Denison.....	32	622	248	43	.953	3	6	17-23	Hornish ALL.....	15				
Wittenberg.....	30	568	271	53	.941	13	28	21-23	Rowe ALL.....	10				
Allegheny.....	33	649	357	67	.938	10	8	31-37	7 tied with 8 double(s)					
Kenyon.....	36	699	337	74	.933	4	9	29-38	<b>TRIPLES</b>					
Wooster.....	33	668	196	64	.931	7	7	24-35	-----					
Ohio Wesleyan.....	25	482	215	58	.923	9	8	29-33	Clagg WIT.....	5				
Hiram.....	32	590	281	87	.909	7	13	26-34	Wasson, L. HIR.....	4				
Oberlin.....	20	312	160	60	.887	2	37	41-46	Sara Mullen DEN.....	4				
Totals.....	120	4590	2065	506	.929	55	116	218-269	4 tied with 3 triple(s)					
<b>INDIVIDUAL BATTING</b>													<b>HOME RUNS</b>	
Min 2.0 AB/Team game	G	Avg	AB	R	H	RBI	2B	3B	HR	BB				
Clagg WIT.....	27	.427	82	21	35	16	5	5	0	5	Robertson KEN.....	6		
Scherer KEN.....	36	.415	123	27	51	12	3	0	0	11	Hornish ALL.....	5		
Hornish ALL.....	33	.407	108	17	44	31	15	2	5	1	4 tied with 2 home run(s)			
Courtney Pitt DEN.....	31	.402	87	18	35	16	5	0	0	7	<b>TOTAL BASES</b>			
Lindsey Fischer DEN.....	28	.386	88	21	34	14	5	0	0	6	-----			
Kallendorf WIT.....	30	.376	93	26	35	13	5	1	0	8	Hornish ALL.....	78		
K. Krivos WOO.....	33	.356	101	11	36	17	8	0	0	1	O'Neill KEN.....	55		
Sara Mullen DEN.....	32	.353	102	26	36	18	7	4	0	7	Scherer KEN.....	54		
McCaughtry HIR.....	32	.349	83	16	29	14	8	0	2	9	Carroll KEN.....	52		
O'Neill KEN.....	36	.349	109	28	38	30	5	3	2	16	Sara Mullen DEN.....	51		
Tamara Henderson DEN.....	31	.345	84	22	29	15	8	0	0	9	<b>STOLEN BASES</b>			
Pettigrew, H HIR.....	24	.338	68	18	23	8	3	1	1	7	-----			
Montgomery WIT.....	26	.338	71	15	24	10	6	1	0	7	Campbell WIT.....	10-10		
Katie Speakman DEN.....	32	.337	98	21	33	18	4	1	0	8	Clagg WIT.....	9-9		
Dale ALL.....	24	.333	66	6	22	12	5	0	0	0	Scherer KEN.....	8-10		
<b>INDIVIDUAL PITCHING</b>													C. Shadle WOO.....	8-12
Min 1.0 IP/Team game	App	ERA	W-L	Sv	IP	H	R	ER	BB	SO				
Courtney Zollars DEN.....	21	0.41	13-2	3	101.2	50	15	6	9	126	Blair OWU.....	7-8		
Foy KEN.....	8	1.17	3-3	0	48.0	57	20	8	4	24	<b>STRIKEOUTS</b>			
Guyer ALL.....	8	1.40	3-4	0	40.0	37	20	8	8	17	-----			
Robin Sheskey DEN.....	17	1.56	10-3	1	89.2	63	28	20	24	60	A. Barone WOO.....	148.0		
Thornton OWU.....	14	1.68	9-4	0	87.1	86	36	21	23	75	Courtney Zollars DEN.....	101.2		
A. Barone WOO.....	23	1.75	14-7	0	148.0	86	53	37	109	190	Thornton OWU.....	87.1		
Montgomery WIT.....	25	2.08	15-6	0	144.2	122	62	43	46	60	Robin Sheskey DEN.....	89.2		
Darlage KEN.....	15	2.09	7-6	0	70.1	60	27	21	15	55	Montgomery WIT.....	144.2		
Dale ALL.....	14	2.77	4-8	0	86.0	102	45	34	18	26	<b>IP</b>			
Wieclaw, A. HIR.....	11	2.98	1-4	0	63.1	58	48	27	29	52	-----			
Mutrie KEN.....	20	3.03	8-9	0	115.2	140	76	50	29	55	SO			
Maier OWU.....	9	3.10	2-5	0	40.2	56	31	18	18	15	-----			
Gaydos ALL.....	14	3.87	5-9	0	90.1	105	71	50	24	45	-----			
Blair OWU.....	8	4.29	1-4	0	32.2	54	32	20	10	18	-----			

**NORTH COAST ATHLETIC CONFERENCE  
2001 Women's Lacrosse Championships  
Kenyon College ♦ May 4-5**

**Tuesday, May 1**

**Quarterfinals  
(at higher seeds)**

**Denison (#1)**

**BYE**

**Wittenberg (#4)**

*4:30 or 5:00 p.m. at Wittenberg*

**Ohio Wesleyan (#5)**

**Oberlin (#6)**

*4:30 or 5:00 p.m. at Wooster*

**Wooster (#3)**

**BYE**

**Kenyon (#2)**

**Friday, May 4**

**Semifinals  
(at Kenyon)**

**Denison**

*3:00 p.m.*

*5:00 p.m.*

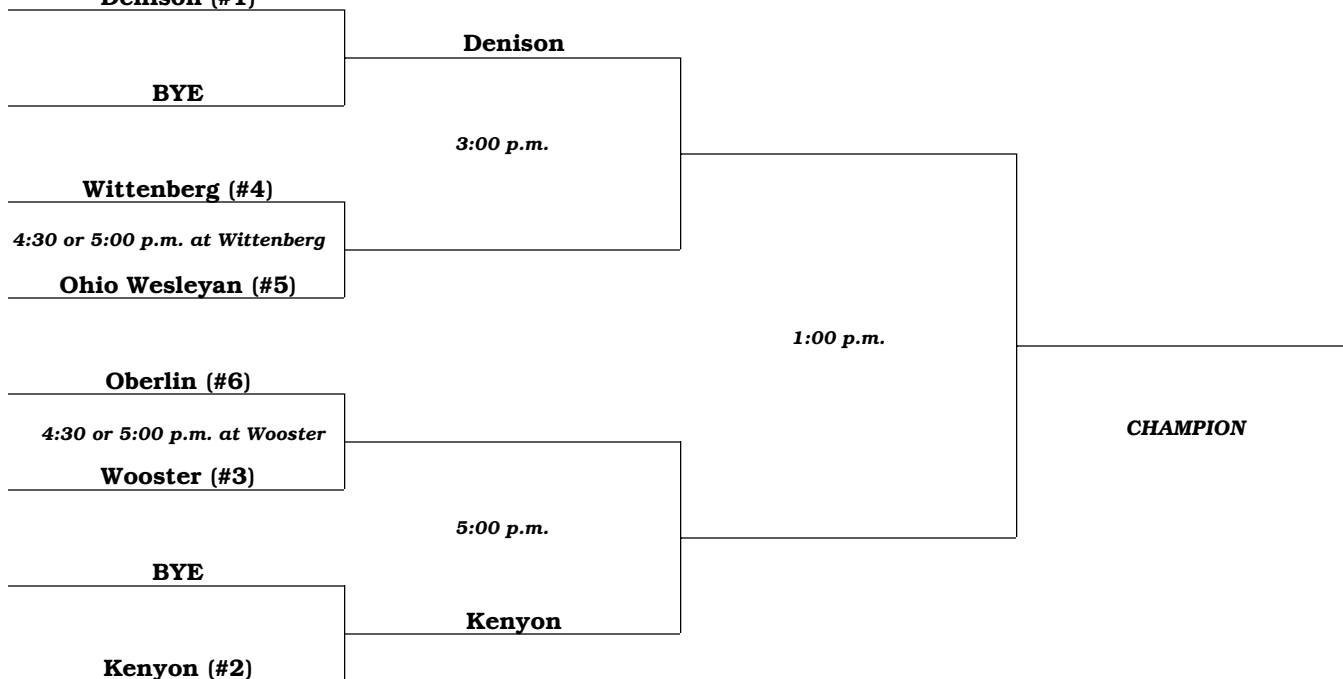
**Kenyon**

**Saturday, May 5**

**Championship  
(at Kenyon)**

*1:00 p.m.*

**CHAMPION**



**NORTH COAST ATHLETIC CONFERENCE  
2001 Men's Golf Championships  
Hiram College ♦ April 27-28**

**Championship Results  
Sugar Bush Golf Club - Garrettsville, Ohio**

1. Allegheny	307-314 = <b>621</b>
2. Ohio Wesleyan	312-318 = <b>630</b>
3. Denison	321-324 = <b>645</b>
4. Wittenberg	329-328 = <b>657</b>
5. Wooster	332-335 = <b>667</b>
6. Wabash	340-332 = <b>672</b>
7. Kenyon	351-357 = <b>710</b>
8. Hiram	409-387 = <b>794</b>

**2001 All-NCAC Golf**

The following performers earned All-NCAC honors at the 2001 North Coast Athletic Conference Golf Championships. The top five individual finishers (plus ties) were placed on the first team, followed by the next five players (plus ties) on the second team. [Player of the Year determined by vote of the coaches.]

<b>FIRST TEAM</b>	<b>School</b>	<b>Yr.</b>	<b>Place</b>	<b>Score</b>	<b>Hometown/High School</b>
Nate Smith* ✓ +	Allegheny	Sr.	1	147	Brookville, PA/Brookville
Chad Poling	Ohio Wesleyan	Fr.	2	154	Delaware, OH/Hayes
Jason Job ✓ #	Ohio Wesleyan	Jr.	3	155	Akron, OH/Revere
Dave Whitaker	Allegheny	Jr.	t4	156	Pittsburgh, PA/Upper St. Clair
Joe Zumpella	Allegheny	Fr.	t4	156	Struthers, OH/Struthers
 <b>SECOND TEAM</b>					
Adam Klein	Denison	Fr.	6	157	Brecksville, OH/Brecksville
Mike Smith	Denison	Fr.	7	158	Commerce, MI/Brother Rice
Nick Balcken^+	Wooster	Sr.	t8	159	Chardon, OH/Chardon
Jon Wilson	Ohio Wesleyan	So.	t8	159	Dayton, OH/Vandalia-Butler
Jay Tilton+	Ohio Wesleyan	So.	10	162	Cincinnati, OH/Winton Woods

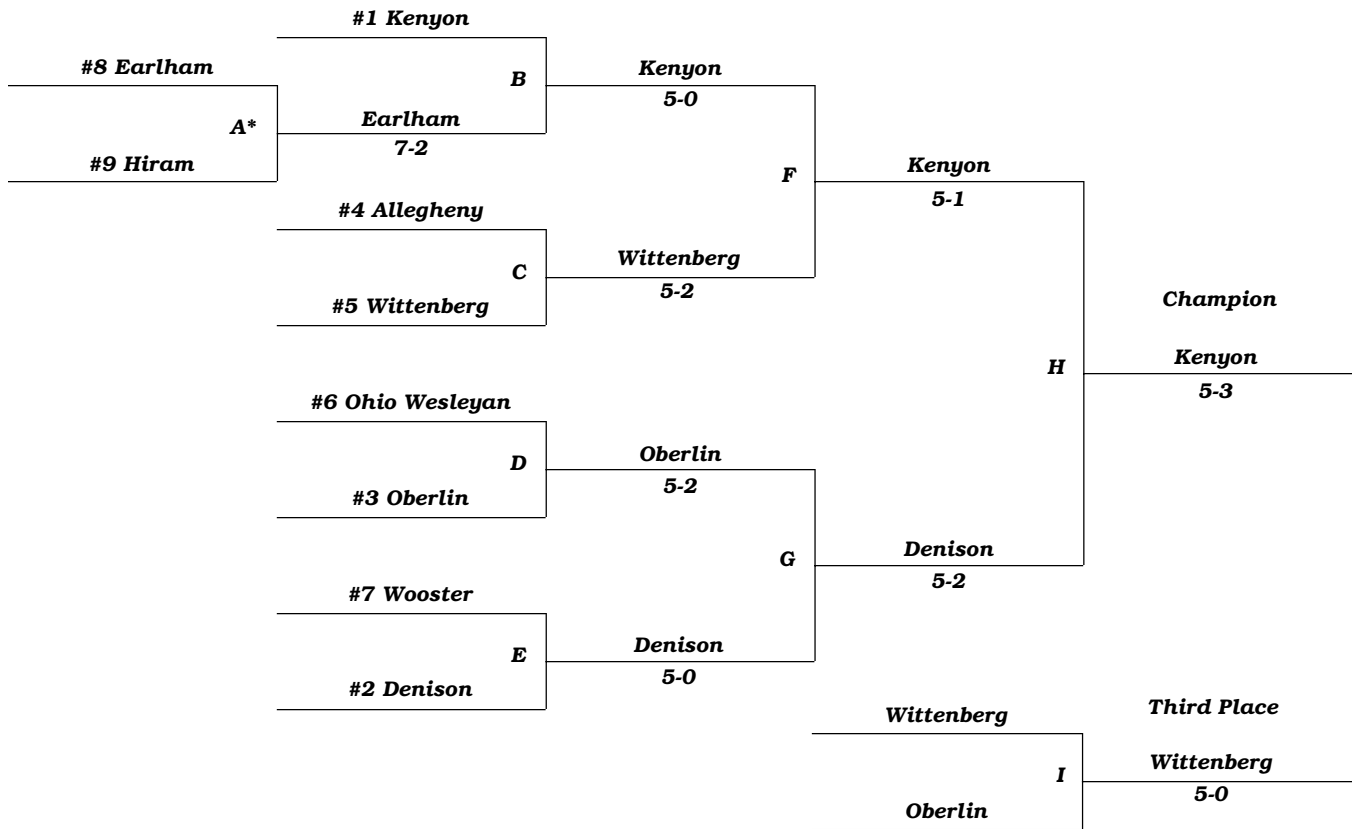
**Dick Gordin Award (Player of the Year):** Jason Job, Ohio Wesleyan

**Bob Nye Award (Tournament Medalist):** Nathan Smith, Allegheny

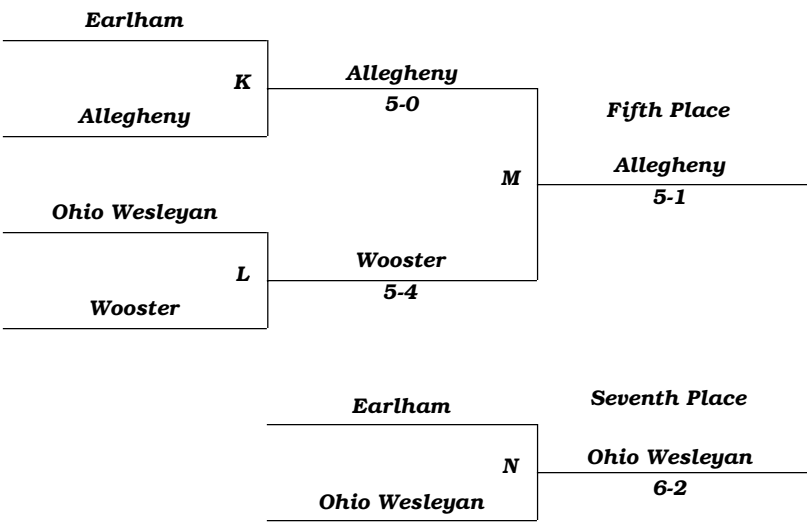
**Coach of the Year:** Rick Creehan, Allegheny

**Key:** #1st team 2000; + 2nd team 2000; ✓ 1st team 1999; ^2nd team 1999; \*1st team 1998

# NORTH COAST ATHLETIC CONFERENCE 2001 Women's Tennis Championships

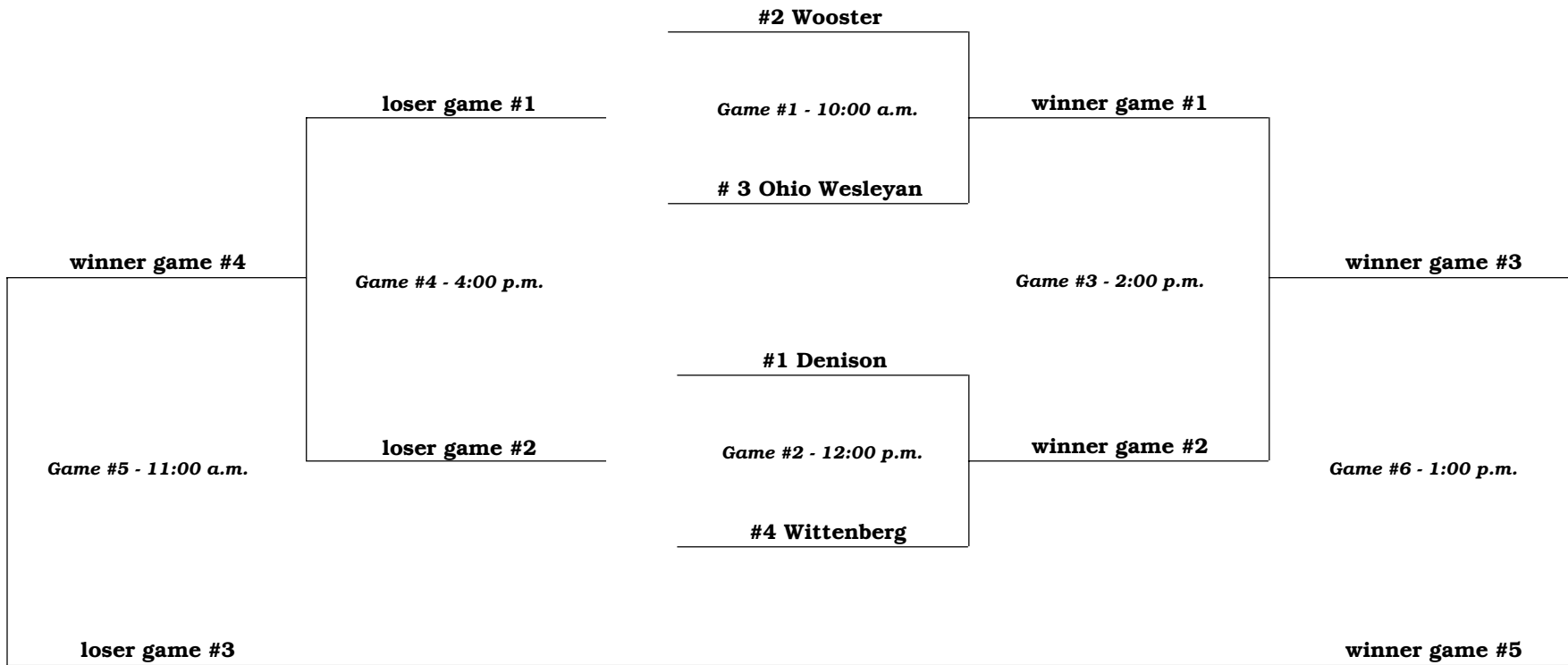


<b>Final Standings</b>	
1.	Kenyon
2.	Denison
3.	Wittenberg
4.	Oberlin
5.	Allegheny
6.	Wooster
7.	Ohio Wesleyan
8.	Earlham
9.	Hiram



\* played during regular season

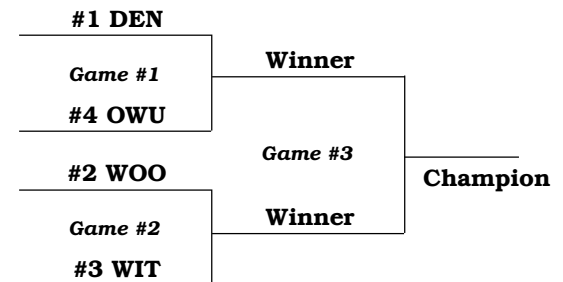
# NORTH COAST ATHLETIC CONFERENCE 2001 Softball Tournament



### Tournament Schedule

<u>Friday, May 4</u>	<u>Saturday, May 5</u>
Game #1: 10:00 a.m.	Game #5: 11:00 a.m.
Game #2: 12:00 p.m.	Game #6: 1:00 p.m.
Game #3: 2:00 p.m.	Game #7: 3:00 p.m.
Game #4: 4:00 p.m.	

### Single Elimination Due to Weather (if necessary)



NORTH COAST ATHLETIC CONFERENCE  
2001 WOMEN'S TENNIS REPORT -- STANDINGS/STATISTICS

April 30, 2001

	NCAC			OVERALL		
	W	L	PCT	W	L	PCT
1) KENYON	3	0	1.000	18	6	.750
2) DENISON	4	1	.800	13	9	.591
3) WITTENBERG	4	3	.571	14	9	.609
4) OBERLIN	4	2	.667	12	11	.522
5) ALLEGHENY	5	3	.625	22	3	.880
6) WOOSTER	1	5	.167	8	12	.400
7) OHIO WESLEYAN	2	4	.333	6	9	.400
8) EARLHAM	1	2	.333	7	9	.438
9) HIRAM	0	5	.000	0	9	.000

NOTE: Standings determined by NCAC Tournament

**NCAC REGULAR SEASON RESULTS**

Denison 8, Oberlin 1  
Kenyon 8, Wittenberg 1

**NON-CONFERENCE RESULTS**

Allegheny 8, Carnegie Mellon 1  
Geneva 6, Hiram 1  
Otterbein 6, Ohio Wesleyan 3  
Wooster 7, Malone 2

**#1 SINGLES**

Shannon Risacher, ERL 8-1/0-1  
Sarah Jesse, OBE 17-4/5-1  
Lauren Gerlach, DEN 13-4/6-0

**#4 SINGLES**

Katy Tucker, KEN 15-1/0-0  
Laura Lehrian, ALL 15-2/4-2  
Sara Deskin, WIT 14-9/6-2

**#1 DOUBLES**

Gerlach/Hughes, DEN 11-2/5-1  
Jesse/Fotiu-Wojtowicz, OBE 14-8/4-2  
Trostle/Senchak, ALL 12-7/5-3

**#2 SINGLES**

Alaina Fotiu-Wojtowicz, OBE 13-5/4-2  
Janie Senchak, ALL 18-7/3-4  
Shannon Oliphant, WIT 17-7/6-1

**#5 SINGLES**

Judy Spencer, ALL 17-0/6-1  
Deana Nowakowski, WIT 12-9/4-2

**#2 DOUBLES**

Perkis/Lehrian, ALL 13-5/4-4  
Oliphant/Deskin, WIT 11-7/5-1

**#3 SINGLES**

Carrie Perkis, ALL 17-3/5-2  
Melanie Wight, WIT 13-9/6-1  
Beth Krupski, OBE 10-10/5-1

**#6 SINGLES**

Jen Schuh, ALL 14-2/5-2  
Molly Medaris, WOO 14-3/3-2  
Lis Carlton, DEN 8-4/3-2

**#3 DOUBLES**

Dix/Heinze, OWU 8-1/2-1  
Schuh/Spencer, ALL 15-2/7-1  
Kock/Medaris, WOO 7-7/3-1

*[must participate in at least 50% of team's matches at designated flight - NCAC record listed second.]*

NORTH COAST ATHLETIC CONFERENCE  
2001 MEN'S TENNIS REPORT -- STANDINGS/STATISTICS

April 30, 2001

	NCAC East			OVERALL		
	W	L	PCT	W	L	PCT
1) WOOSTER	3	0	1.000	10	8	.556
KENYON	3	0	1.000	8	9	.471
3) ALLEGHENY	2	2	.500	12	7	.632
4) OBERLIN	1	3	.250	6	15	.286
5) HIRAM	0	4	.000	5	11	.313
	NCAC West			OVERALL		
1) DENISON	4	0	1.000	12	5	.706
2) WITTENBERG	3	1	.750	14	5	.737
3) WABASH	2	2	.500	13	6	.684
4) OHIO WESLEYAN	1	3	.250	3	13	.188
5) EARLHAM	0	4	.000	9	9	.500

**#1 SINGLES**

Bryan Heft, WIT 19-4/3-1  
Adam Turner, ERL 11-5/2-2  
Jerome Barnes, DEN 11-5/5-0

**#4 SINGLES**

Chris Howell, ALL 9-2/0-0  
Duby Lakos, WIT 12-5/3-1  
Andrew Shelton, WAB 11-9/1-2

**#1 DOUBLES**

Lynch/Paramoure, WAB 10-2/1-0  
Ogg/Sintich, WOO 11-3/2-0  
Hughes/Katzman, KEN 14-4/0-0

**#2 SINGLES**

Cameron Vincent, DEN 12-3/5-0  
John Dymond, ALL 13-4/2-1  
Jake Sintich, WOO 9-3/2-0

**#5 SINGLES**

Matt Sowa, ALL 9-1/1-0  
Daniel Altman, WAB 15-3/1-1  
Mike Herzog, WIT 14-3/4-0

**#2 DOUBLES**

Schoenberger/Jaffee, KEN 11-1/0-0  
Howell/Sowa, ALL 12-2/2-0  
Vincent/Peck, DEN 10-3/5-1

**#3 SINGLES**

Eric Cusick, WIT 15-5/4-0  
Scott Paramoure, WAB 14-5/2-1  
Rob Ogg, WOO 7-3/2-0

**#6 SINGLES**

Ben Hodgkiss-Lilly, WIT 13-4/3-1  
Adam Stiska, ALL 9-4/1-1  
Ryan Peck, DEN 8-4/5-0

**#3 DOUBLES**

Altman/Schwenk, WAB 10-4/1-1  
Bouchard/Regenfuss, DEN 10-4/4-1  
Gallagher/Stiska, ALL 9-4/1-1

*[must participate in at least 50% of team's matches at designated flight - NCAC divisional record listed second.]*

**NCAC DIVISIONAL RESULTS**

Kenyon 6, Allegheny 1  
Wooster 6, Hiram 1

**NON-DIVISIONAL NCAC RESULTS**

Hiram 4, Ohio Wesleyan 3  
Kenyon 7, Ohio Wesleyan 0  
Wittenberg 5, Kenyon 2

**OTHER RESULTS**

Allegheny 9, Fredonia St. 0  
Alma 7, Oberlin 0  
Huntington 8, Wabash 1  
Otterbein 6, Ohio Wesleyan 1  
Wooster 7, Case Western Reserve 0

**FINAL REGULAR SEASON DIVISIONAL MATCH**

Tuesday, May 1 Kenyon at Wooster, 3:30 p.m.

NORTH COAST ATHLETIC CONFERENCE  
2001 MEN'S LACROSSE STANDINGS/STATISTICS

April 30, 2001

	NCAC					OVERALL				
	W	L	PCT	GF	GA	W	L	PCT	GF	GA
1) OHIO WESLEYAN	5	0	1.000	102	34	9	4	.692	195	98
2) DENISON	3	1	.750	65	27	9	3	.750	175	74
3) KENYON	3	2	.600	75	58	9	4	.692	193	130
4) WOOSTER	2	2	.500	47	56	4	8	.333	109	185
5) WITTENBERG	1	4	.200	46	56	5	6	.455	124	101
6) OBERLIN	0	5	.000	6	110	2	9	.182	55	187

**NCAC RESULTS**

Denison 14, Kenyon 7  
Ohio Wesleyan 19, Wittenberg 4  
Wooster 10, Wittenberg 7

**OTHER RESULTS**

Kenyon 20, Wooster 5  
Oberlin 15, Medaille 7  
Ohio Wesleyan 10, Lynchburg 9

**FINAL NCAC CONTEST**

Wed., May 2 Wooster at Denison

**TEAM STATISTICS**

	MA%	PK%	FO%
DENISON	.316	.861	.000
KENYON	.438	.729	.555
OBERLIN	.162	.688	.277
OHIO WESLEYAN	.404	.849	.459
WITTENBERG	.048	.600	.804
WOOSTER	.257	.471	.480

MA% = man-advantage percentage

PK% = penalty-killing percentage

FO% = faceoff percentage

**POINTS**

	GP	G	A	PTS	P/G
Jason Fogelson, OWU	13	43	36	79	6.08
Justin Martinich, KEN	13	32	25	57	4.38
Sean O'Brien, DEN	12	28	18	46	3.83
Mario Cassani, WIT	11	27	15	42	3.82
Derick Stowe, KEN	13	30	15	45	3.46
Matt Coughlin, OWU	13	20	23	43	3.31
Ryan Berger, DEN	10	13	18	31	3.10
Justin Hamilton, KEN	13	34	6	40	3.08
Mike MacMaster, WOO	11	17	15	32	2.91

**GOALS**

	GP	G	G/G
Jason Fogelson, OWU	13	43	3.31
Justin Hamilton, KEN	13	34	2.62
Justin Martinich, KEN	13	32	2.46
Mario Cassani, WIT	11	27	2.45
Sean O'Brien, DEN	12	28	2.33
Derick Stowe, KEN	13	30	2.31
Shawn Egan, WIT	11	21	1.91

**ASSISTS**

	GP	A	A/G
Jason Fogelson, OWU	13	36	2.77
Justin Martinich, KEN	13	25	1.92
Ryan Berger, DEN	10	18	1.80
Matt Coughlin, OWU	13	23	1.77
Sean O'Brien, DEN	12	18	1.50
Dan Patterson, WIT	11	16	1.45
Mike MacMaster, WOO	11	15	1.36

**SAVES PERCENTAGE**

	GP	GA	SV	SV%
Corey Ayers, OWU	13	81	163	.668
Peter Royer, DEN	12	62	115	.650
Greg Clancy, KEN	12	104	182	.636

NORTH COAST ATHLETIC CONFERENCE  
2001 WOMEN'S LACROSSE STANDINGS/STATISTICS

April 30, 2001

	NCAC					OVERALL				
	W	L	PCT	GF	GA	W	L	PCT	GF	GA
1) DENISON	7	0	1.000	129	51	8	4	.667	145	95
2) KENYON	5	2	.714	101	53	6	5	.545	135	95
WOOSTER	5	2	.714	107	51	8	6	.571	202	116
4) WITTENBERG	4	3	.571	79	82	8	6	.571	166	146
OHIO WESLEYAN	4	3	.571	63	43	9	6	.600	149	110
6) OBERLIN	2	5	.286	55	79	3	9	.250	82	127
7) ALLEGHENY	1	6	.143	31	93	3	9	.250	74	131
8) EARLHAM	0	7	.000	12	126	0	8	.000	13	145

**NCAC RESULTS**

Denison 16, Oberlin 6  
Denison 20, Earlham 5  
Kenyon 13, Wooster 11  
Kenyon 18, Oberlin 5  
Ohio Wesleyan 5, Allegheny 2  
Wittenberg 23, Earlham 1  
Wooster 21, Wittenberg 5

**OTHER RESULTS**

Allegheny 8, Buffalo State 6  
Indiana (PA) 15, Allegheny 6

**NCAC TOURNAMENT PAIRINGS**

Quarterfinals  
Tuesday, May 1  
#5 Ohio Wesleyan at #4 Wittenberg, 4:30 or 5:00  
#6 Oberlin at #3 Wooster, 4:30 or 5:00  
  
Semifinals (at Kenyon)  
Friday, May 4  
OWU/WIT winner vs. #1 Denison, 3:00  
OBE/WOO winner vs. #2 Kenyon, 5:00  
  
Championship (at Kenyon)  
Saturday, May 5  
Semifinal winners face off at 1:00

<b>POINTS</b>	<b>GP</b>	<b>G</b>	<b>A</b>	<b>PTS</b>	<b>P/G</b>
Kati Robbins, WIT	14	42	39	81	5.79
Laura Peace, DEN	12	41	13	54	4.50
Beth Hemminger, WOO	14	30	33	63	4.50
Katelyn Connolly, WOO	14	28	23	51	3.64
Cara Romanowski, WIT	14	45	6	51	3.64
Amy Hemmelgarn, DEN	12	39	4	43	3.58
A. McDermott, OWU	14	44	5	49	3.50
K.C. Hartwig, ALL	11	27	8	35	3.18
Megan Kennedy, WOO	14	30	13	43	3.07
Erin Maturo, KEN	11	18	9	27	2.45

<b>GOALS</b>	<b>GP</b>	<b>G</b>	<b>G/G</b>
Laura Peace, DEN	12	41	3.42
Amy Hemmelgarn, DEN	12	39	3.25
Cara Romanowski, WIT	14	45	3.21
A. McDermott, OWU	14	44	3.14
Kati Robbins, WIT	14	42	3.00
K.C. Hartwig, ALL	11	27	2.45

<b>ASSISTS</b>	<b>GP</b>	<b>A</b>	<b>A/G</b>
Kati Robbins, WIT	14	39	2.79
Beth Hemminger, WOO	14	33	2.36
Katelyn Connolly, WOO	14	23	1.64
Stephanie Pratzner, DEN	12	13	1.08
Laura Peace, DEN	12	13	1.08

<b>SAVES PERCENTAGE</b>	<b>GP</b>	<b>GA</b>	<b>SV</b>	<b>SV%</b>
Tamar Jeffery, OWU	13	70	113	.617
Ruth Crowell, KEN	11	88	132	.600
Abbe Stewart, DEN	12	89	106	.544