



DENNIS M. COLLINS
Executive Director

P.O. Box 16679
Cleveland, OH 44116
Phone (440) 871-8100
Fax (440) 871-4221
ncac@northcoast.org
www.northcoast.org

ALLEGHENY COLLEGE ★ DENISON UNIVERSITY ★ EARLHAM COLLEGE ★ HIRAM COLLEGE ★ KENYON COLLEGE ★ OBERLIN COLLEGE
★ OHIO WESLEYAN UNIVERSITY ★ WABASH COLLEGE ★ WITTENBERG UNIVERSITY ★ COLLEGE OF WOOSTER

NCAC Spring Sports Update

For Immediate Release
May 7, 2001

**ALLEGHENY AND OHIO WESLEYAN ADVANCE TO TOURNAMENT FINALS;
DENISON TO HOST NCAA SOFTBALL REGIONAL TOURNAMENT**

CLEVELAND -- Following is a capsule roundup of the NCAC's spring sports action.

BASEBALL REPORT

Allegheny (10-2, 29-7) and Ohio Wesleyan (10-2, 38-10) have advanced to the NCAC Tournament Championship, which will be held on Thursday and Friday at Thurman Munson Stadium in Canton, Ohio. The first game is scheduled to begin at 12:00 p.m., with the second game to begin no later than 30 minutes after the conclusion of the opener. The Gators and Bishops will meet for the first time this season.

In the first round of the tournament, Allegheny took two straight games from Wooster (10-2, 34-10), 7-6 and 7-4, to advance to the finals. The Gators and Scots faced off five times this season, with Allegheny winning three contests. Ohio Wesleyan advanced after beating Wittenberg (9-3, 22-12-1), 9-5 and 16-8, in two games. The Bishops and Tigers met five times this season, with Ohio Wesleyan earning four wins.

In addition to the tournament, a series of crossover games was held between the teams in each division in order to set the final standings (places five through 10). Each series was held at an East Division site and matched up teams in the same position in the standings (i.e. West 3 vs. East 3). The West Division proved victorious in all three series: Denison (7-5, 21-19) defeated Hiram (6-6, 20-17) for fifth place; Wabash (4-8, 13-22) defeated Kenyon (4-8, 12-20) for seventh place and Earlham (0-12, 11-26) defeated Oberlin (0-12, 4-35) for ninth place.

Notes: Hiram senior **Brian Frasco (Hubbard, OH/Ursuline)** set a Terrier record for career home runs with his 18th (against Wooster) on May 1. Teammate **Mike Davis (Stow, OH/Stow/Munrow Falls)**, a senior, achieved records for career hits (182) and doubles (33) after playing Denison last weekend. He also holds the Terrier career records for At Bats, Games and Batting Average ... Kenyon sophomore **Jeff Mackey (Potomac, MD/Landon)** went 4-for-6 (.667) with two RBI and a double against Wabash last weekend ... Oberlin's **Zach Pretzer (Vermillion, OH/Vermillion)** set a Yeoman record for hits in a season with 41 after connecting four times in two games against La Roche last week ... Wittenberg senior **Ryan Peters (London, OH/London)** tied the school record for homers in a season by hitting two more against Ohio Wesleyan last weekend to finish the season with 14. Peters is among the top five in school history in batting average, home runs, RBI and hits in a season. He is being considered for the NCAA/ESPN Home Run Derby ... Wooster junior **Jared treadway (Bay Village, OH/Bay)** went 6-for-14 (.429) with three home runs, two steals, six runs scored and six runs batted in last week.

PITCHER/PLAYER OF THE WEEK: Ohio Wesleyan junior pitcher **Matt Farmwald (Plain City, OH/Jonathan Alder)** picked up two wins last week, against Ohio Dominican and against Wittenberg in the first round of the NCAC Tournament. Against Ohio Dominican, he earned the victory with one inning of scoreless relief. He threw seven innings against the Tigers, striking out five. Bishop junior first baseman **Drew Caravella (Columbus, OH/Hilliard Davidson)** went 9-for-17 (.529) with 12 RBI in four games last week. He hit the game-winning RBI in a 2-1 win over Ohio Dominican and followed with a game-winning homer against Otterbein (10-7). In NCAC Tournament first round games against Wittenberg, he went 5-for-8 with six runs batted in, two runs scored and a double.

GOLF REPORT

North Coast champion Allegheny will be joined by Ohio Wesleyan in the 23-team field at the NCAA Division III Championships, which began May 6 and will run through the 10th. The 72-hole event is at Persimmon Woods Golf Course, St. Charles, Missouri and will be hosted by Maryville. Allegheny is making its 25th consecutive NCAA appearance, extending the nation's second-longest streak. The Gators, who won the Division III title in 1983, finished ninth in last spring's event, while the Bishops finished 16th.

MEN'S LACROSSE REPORT

2001 North Coast runner-up, Denison (5-1, 10-3) received a bid into the upcoming 14-team NCAA Division III Championships. On Wednesday, the Big Red will travel to Hampden-Sydney (11-3) with the winner of the contest advancing to a quarterfinals match against the winner of the match-up between Salisbury State (15-1) and Stevens Tech (12-3) on Saturday or Sunday. Semifinal matches will be held Saturday or Sunday, May 20-21 with the finals scheduled for 12:00 p.m. Sunday May 27, at Rutgers Stadium in Piscataway, NJ.

Denison makes its fifth straight NCAA appearance (11th overall). The Big Red have advanced to the tournament semifinals each of the past two seasons.

WOMEN'S LACROSSE REPORT

Denison (9-0, 10-4) captured its 14th North Coast championship with a 15-10 win over Wooster (7-3, 10-7) in the finals of the NCAC Tournament at Kenyon on May 5. The Big Red defeated Ohio Wesleyan (4-3, 10-7), 18-6, and the Scots beat host Kenyon (5-3, 6-6), 14-4, in the semifinals to earn their trips to the Tournament Championship. As conference champions, the Big Red received an automatic bid into the 16-team NCAA Division III Championships. Denison will travel to Hamilton on Saturday. The winner of the contest will advance to the quarterfinals on Sunday to face either the College of New Jersey or Drew. The semifinals and championship game will be held Saturday and Sunday, May 19-20 at Johns Hopkins University.

SOFTBALL REPORT

2001 NCAC Champion Denison (13-1, 30-5) swept through the inaugural NCAC Softball Tournament without a single loss to earn a bid into this week's NCAA Tournament. The Big Red were awarded the number one seed and will host the first round Thursday through Sunday, May 11-13. Denison and Muskingum (40-6) each receive a bye as the region's top two seeds. Friday, the Big Red will face either Case Western Reserve (29-8) or Emory (36-11) while the Fighting Muskies will play Alma (34-10) or Manchester (15-23). Denison (NCAC), Manchester (Heartland), Alma (Michigan) and Muskingum (OAC) all received automatic bids into the tournament as conference champions. The winner of the first round tournament will advance, as the number three seed, to the Finals, hosted by the University of Wisconsin, Eau Claire, May 17-21 at Carson Park in Eau Claire, WI.

Denison opened the NCAC tournament with a 3-0 win over Wittenberg (7-5, 18-15). The Big Red then rallied to overcome a 6-1 deficit in the bottom of the sixth inning to defeat Wooster (10-4, 20-19), 7-6, in eight innings to advance to the final game. The Fighting Scots defeated Ohio Wesleyan (8-4, 13-15), 2-1, to earn a place in the championship game, setting up a rematch between the two squads. Denison scored early and held on to win 2-0 in the final. Big Red junior pitcher **Courtney Zollars (Westerville, OH/Westerville South)** was voted the Most Valuable Player of the tournament after striking out 20 batters in three games, including 13 in the final against Wooster. She allowed no runs and only six hits all weekend. Denison teammates joining Zollars on the All-Tournament team are freshman shortstop **Sara Mullen (Seymour, WI/Seymour)**, sophomore rightfielder **Courtney Pitt (Heath, OH/Heath)** and sophomore catcher **Lindsay Fischer (Gahanna, OH/Gahanna Lincoln)** (See Statistics page for complete first team).

MEN'S TENNIS REPORT

Denison (4-0, 15-5) swept three opponents 12-3 on the way to its fifth straight team title (11th overall) at the NCAC Championships held in Oberlin on May 4-5 (see attached bracket). The Big Red, the top seed in the West, capped their championship run with a 4-1 triumph over Kenyon (4-0, 12-10) in the finals. The Lords were the top seed in the East. Kenyon has finished second in each of the past five seasons. The Lords defeated Ohio Wesleyan (1-3, 3-17) and Wittenberg (3-1, 16-6) before falling to Denison. Wittenberg captured third with a 4-0 win over Wooster (3-1, 11-11) in the consolation finals.

TRACK & FIELD REPORT

Ohio Wesleyan's men and Allegheny's women successfully defended team titles at the NCAC Championships, held at Ohio Wesleyan on May 4-5. The Bishops captured six first and seven other top-three finishes to total 159.5 points and outdistance Wittenberg (124.5), Wooster (106) and Wabash (105) in the men's field. The North Coast championship is the fourth for the Bishops. Allegheny won three events, and had nine other top-three finishes (170 points) on the way to its eighth NCAC women's crown. Denison (142), Oberlin (99) and Ohio Wesleyan (93) placed second, third and fourth, respectively.

The NCAA Division III Championships will take place Thursday and Friday, May 24 through 26 at Milikin University in Decatur, IL.

North Coast Athletic Conference Baseball Standings (as of May 07, 2001)

Team	NCAC				Overall			
	W	L	T	Pct	W	L	T	Pct
Allegheny.....	10	2	0	.833	29	7	0	.806
Ohio Wesleyan.....	10	2	0	.833	38	10	0	.792
3. Wooster.....	10	2	0	.833	34	10	0	.773
Wittenberg.....	9	3	0	.750	22	12	1	.643
5. Denison.....	7	5	0	.583	21	19	0	.525
6. Hiram.....	6	6	0	.500	20	17	0	.541
7. Wabash.....	4	8	0	.333	13	22	0	.371
8. Kenyon.....	4	8	0	.333	12	20	0	.375
9. Earlham.....	0	12	0	.000	11	26	0	.297
10. Oberlin.....	0	12	0	.000	4	35	0	.103

Note: Places 1-2 to be determined by NCAC Tournament Finals, May 10-11; 3-4 set by NCAC Tournament; 5-10 set by Crossover Games

North Coast Athletic Conference Baseball Summary as of May 07, 2001 (All games)

TEAM BATTING													HITS	
	G	Avg	AB	R	H	2B	3B	HR	BB	SO	SB-ATT			
Ohio Wesleyan.....	48	.379	1614	509	611	127	9	75	222	241	75-93	D. Penberthy WOO.....	75	
Wooster.....	44	.364	1459	415	531	93	11	55	145	232	76-99	Joe Loudenslager OWU.....	73	
Hiram.....	37	.348	1158	281	403	78	16	23	110	160	53-63	Drew Caravella OWU.....	73	
Wittenberg.....	35	.344	1134	289	390	83	3	32	115	183	42-55	J. Treadway WOO.....	72	
Allegheny.....	36	.322	1113	280	358	72	4	20	144	182	61-68	Shaun Rice OWU.....	71	
Denison.....	40	.322	1197	271	385	63	11	21	133	210	87-107			
Wabash.....	35	.308	1088	228	335	71	6	11	137	187	30-45	RUNS SCORED		
Kenyon.....	32	.292	939	172	274	49	2	13	97	165	25-33	Joe Loudenslager OWU.....	63	
Earlham.....	37	.285	1101	205	314	42	4	9	117	208	45-56	Drew Caravella OWU.....	60	
Oberlin.....	39	.255	1097	149	280	36	1	5	147	309	47-55	D. Penberthy WOO.....	59	
Totals.....	191	.326	11900	2799	3881	714	67	264	1367	2077	541-674	J. Treadway WOO.....	59	
												Shaun Rice OWU.....	55	
TEAM PITCHING													RUNS BATTED IN	
	G	ERA	W	L	Sv	IP	H	R	ER	BB	SO			
Wooster.....	44	3.57	34	10	3	335.1	322	181	133	114	291	Drew Caravella OWU.....	68	
Allegheny.....	36	4.07	29	7	11	269.2	234	164	122	107	229	Joe Loudenslager OWU.....	58	
Ohio Wesleyan.....	48	4.77	38	10	7	369.2	443	281	196	141	312	D. Penberthy WOO.....	55	
Hiram.....	37	5.89	18	14	5	278.0	361	252	182	130	205	Shaun Rice OWU.....	55	
Wittenberg.....	35	5.92	22	12	4	255.1	311	234	168	152	189	2 tied with 49 RBI(s)		
Denison.....	40	6.16	21	19	4	285.0	392	241	195	102	211			
Wabash.....	35	6.23	13	22	2	253.0	350	239	175	112	190			
Kenyon.....	32	7.75	12	20	2	226.1	334	247	195	135	161			
Earlham.....	37	8.49	11	26	2	263.0	390	322	248	183	180	DOUBLES		
Oberlin.....	39	10.53	3	34	1	271.0	496	439	317	133	156	Joe Loudenslager OWU.....	22	
Totals.....	191	6.19	201	174	41	2806.1	3633	2600	1931	1309	2124	Adam Mandel DEN.....	18	
												4 tied with 16 double(s)		
TEAM FIELDING													TRIPLES	
	G	PO	A	E	Pct	DP	PB	SBA-ATT						
Wooster.....	44	1006	413	72	.952	42	10	19-27						
Allegheny.....	36	809	339	59	.951	25	9	24-32						
Ohio Wesleyan.....	48	1109	512	93	.946	33	11	26-45			B. Daugherty WOO..... 4			
Wabash.....	35	759	291	65	.942	14	12	30-39			6 tied with 3 triple(s)			
Denison.....	40	855	336	74	.942	18	6	32-50						
Kenyon.....	32	678	248	59	.940	11	8	61-71						
Wittenberg.....	35	766	290	77	.932	16	4	27-38						
Hiram.....	37	834	325	88	.929	25	17	45-52			Ryan Peters WIT..... 14			
Earlham.....	37	789	300	83	.929	17	10	47-63			J. Treadway WOO..... 14			
Oberlin.....	39	760	282	136	.885	13	53	123-133			Drew Caravella OWU..... 14			
Totals.....	191	8365	3336	806	.936	214	140	434-550			Jason Bogenrife OWU..... 12			
											Shaun Rice OWU..... 11			
INDIVIDUAL BATTING													TOTAL BASES	
Min 2.0 AB/Team game	G	Avg	AB	R	H	RBI	2B	3B	HR	BB				
D. Penberthy WOO.....	44	.497	151	59	75	55	16	1	10	11	Drew Caravella OWU.....	131		
Derek Johnson DEN.....	40	.492	124	38	61	45	16	3	6	27	J. Treadway WOO.....	131		
Brian Frasco HIR.....	25	.459	85	32	39	32	9	3	3	8	D. Penberthy WOO.....	123		
Ryan Peters WIT.....	35	.438	128	45	56	48	10	0	14	17	Shaun Rice OWU.....	122		
Drew Caravella OWU.....	47	.437	167	60	73	68	16	0	14	23	Joe Loudenslager OWU.....	119		
B. Stevens WOO.....	44	.434	136	39	59	38	9	2	6	33				
J. Treadway WOO.....	44	.434	166	59	72	49	13	2	14	16	STOLEN BASES			
Shaun Rice OWU.....	46	.423	168	55	71	55	16	1	11	18	SB-ATT			
Mark Wherry OWU.....	46	.416	125	31	52	33	13	3	5	10	J. Treadway WOO.....	29-34		
Bryan Burke WIT.....	26	.408	98	23	40	22	8	2	1	5	Z. Pretzer OBE.....	22-25		
											Derek Johnson DEN.....	19-23		
											Mark Minadeo ALL.....	17-18		
											Adam Mandel DEN.....	17-20		
INDIVIDUAL PITCHING													STRIKEOUTS	
Min 1.0 IP/Team game	App	ERA	W-L	Sv	IP	H	R	ER	BB	SO				
Josh Sharpless ALL.....	8	1.64	6-1	0	49.1	25	16	9	8	47	Derek Johnson DEN.....	87.2		
M. Englander WOO.....	14	1.87	11-1	0	67.1	44	19	14	22	62	Scott Swinchock ALL.....	57.2		
Scott Swinchock ALL.....	9	2.18	7-0	0	57.2	45	18	14	11	63	M. Englander WOO.....	67.1		
Matt Farmwald OWU.....	17	2.39	12-1	1	83.0	86	40	22	15	58	Jake Martin WAB.....	79.0		
B.J. Thomas WOO.....	12	3.06	6-2	0	50.0	41	21	17	12	54	J. Werner WOO.....	63.0		
J. Werner WOO.....	14	3.57	8-2	0	63.0	58	32	25	21	59				
Derek Johnson DEN.....	15	3.90	7-6	0	87.2	93	49	38	20	86				
Kurt Hartfelder WIT.....	8	3.91	5-1	0	48.1	55	29	21	9	21				
Tyler Mott OWU.....	16	4.02	5-0	1	53.2	68	31	24	13	57				
N. Moga WOO.....	13	4.25	5-1	0	48.2	58	33	23	12	36				

North Coast Athletic Conference Softball Standings (as of May 07, 2001)

Team	Softball				Overall			
	W	L	T	Pct	W	L	T	Pct
Denison.....	13	1	0	.929	30	5	0	.857
Wooster.....	10	4	0	.714	20	19	0	.513
Ohio Wesleyan.....	8	4	0	.667	13	15	0	.464
Wittenberg.....	7	5	0	.583	18	15	0	.545
Kenyon.....	6	8	0	.429	18	18	0	.500
Allegheny.....	6	8	0	.429	13	22	0	.371
Hiram.....	4	10	0	.286	9	23	0	.281
Oberlin.....	0	14	0	.000	0	20	0	.000

North Coast Athletic Conference Softball Leaders Summary as of May 07, 2001 (All games)

TEAM BATTING	G	Avg	AB	R	H	2B	3B	HR	BB	SO	SB-ATT
Denison.....	35	.322	932	206	300	57	8	1	86	99	26-32
Wittenberg.....	33	.298	878	159	262	49	13	1	56	94	45-52
Kenyon.....	36	.292	991	200	289	45	9	8	120	161	28-36
Allegheny.....	35	.264	931	142	246	60	6	5	51	124	18-22
Wooster.....	39	.261	1026	133	268	51	7	7	59	188	26-34
Hiram.....	32	.254	790	110	201	34	8	3	55	119	27-37
Ohio Wesleyan.....	28	.238	739	91	176	27	2	3	57	112	25-31
Oberlin.....	20	.196	439	34	86	10	1	0	23	105	7-9
Totals.....	129	.272	6726	1075	1828	333	54	28	507	1002	202-253

HITS	
Scherer KEN.....	51
Hornish ALL.....	44
K. Krivos WOO.....	41
Carroll KEN.....	40
Sara Mullen DEN.....	40

RUNS SCORED	
Kallendorf WIT.....	28
Sara Mullen DEN.....	28
O'Neill KEN.....	28
Scherer KEN.....	27
2 tied with 25 run(s) scored	

TEAM PITCHING	G	ERA	W	L	Sv	IP	H	R	ER	BB	SO
Denison.....	35	0.95	28	5	4	229.1	138	51	31	38	221
Kenyon.....	36	2.36	18	18	0	234.0	257	123	79	48	134
Ohio Wesleyan.....	28	2.42	13	14	0	179.2	213	104	62	53	123
Allegheny.....	35	2.88	13	22	0	231.0	260	140	95	52	92
Wooster.....	39	3.16	19	19	0	261.0	243	185	118	176	230
Wittenberg.....	33	3.46	18	15	0	208.1	202	155	103	114	76
Hiram.....	32	4.66	4	12	0	196.2	258	191	131	84	104
Oberlin.....	20	11.51	0	18	0	104.0	244	242	171	72	37
Totals.....	129	3.36	113	123	4	1644.0	1815	1191	790	637	1017

RUNS BATTED IN	
Hornish ALL.....	31
O'Neill KEN.....	30
Sara Mullen DEN.....	23
Robertson KEN.....	23
Carroll KEN.....	22

TEAM FIELDING	G	PO	A	E	Pct	DP	PB	SBA-ATT
Denison.....	35	688	275	44	.956	3	7	18-24
Allegheny.....	35	693	382	67	.941	10	8	31-39
Wittenberg.....	33	625	298	59	.940	14	31	23-28
Kenyon.....	36	699	337	74	.933	4	9	29-38
Wooster.....	39	783	239	76	.931	8	7	27-42
Ohio Wesleyan.....	28	539	232	66	.921	9	9	31-36
Hiram.....	32	590	281	87	.909	7	13	26-34
Oberlin.....	20	312	160	60	.887	2	37	41-46
Totals.....	129	4929	2204	533	.930	57	121	226-287

DOUBLES	
Hornish ALL.....	15
Rowe ALL.....	10
4 tied with 9 double(s)	

TRIPLES	
Clagg WIT.....	5
Rowe ALL.....	4
Wasson, L. HIR.....	4
Sara Mullen DEN.....	4
3 tied with 3 triple(s)	

INDIVIDUAL BATTING	Min 2.0 AB/Team game	G	Avg	AB	R	H	RBI	2B	3B	HR	BB
Clagg WIT.....	30	.424	92	22	39	17	5	5	0	5	
Scherer KEN.....	36	.415	123	27	51	12	3	0	0	11	
Courtney Pitt DEN.....	34	.404	94	21	38	16	5	0	0	10	
Hornish ALL.....	35	.383	115	17	44	31	15	2	5	1	
Lindsey Fischer DEN.....	31	.370	100	25	37	15	8	0	0	6	
Kallendorf WIT.....	33	.359	103	28	37	15	6	1	0	8	
Sara Mullen DEN.....	35	.357	112	28	40	23	9	4	0	8	
McCaughtry HIR.....	32	.349	83	16	29	14	8	0	2	9	
O'Neill KEN.....	36	.349	109	28	38	30	5	3	2	16	
K. Krivos WOO.....	39	.347	118	13	41	19	8	0	1	1	
Pettigrew, H HIR.....	24	.338	68	18	23	8	3	1	1	7	
Tamara Henderson DEN.....	34	.333	93	22	31	16	9	0	0	9	
Walters WIT.....	33	.327	104	17	34	17	9	2	0	4	
Rowe ALL.....	35	.323	99	14	32	18	10	4	0	12	
Carroll KEN.....	36	.323	124	25	40	22	6	3	0	9	

HOME RUNS	
Robertson KEN.....	6
Hornish ALL.....	5
K. Horst WOO.....	3
3 tied with 2 home run(s)	

TOTAL BASES	
Hornish ALL.....	78
Sara Mullen DEN.....	57
O'Neill KEN.....	55
Scherer KEN.....	54
Clagg WIT.....	54

INDIVIDUAL PITCHING	Min 1.0 IP/Team game	App	ERA	W-L	Sv	IP	H	R	ER	BB	SO
Courtney Zollars DEN.....	24	0.36	16-2	3	116.2	56	15	6	11	146	
Foy KEN.....	8	1.17	3-3	0	48.0	57	20	8	4	24	
Guyar ALL.....	8	1.40	3-4	0	40.0	37	20	8	8	17	
Thornton OWU.....	17	1.58	10-5	0	106.1	103	41	24	25	90	
A. Barone WOO.....	28	1.73	16-9	0	182.1	114	63	45	124	212	
Robin Sheskey DEN.....	18	1.74	10-3	1	96.2	71	34	24	26	64	
Darlage KEN.....	15	2.09	7-6	0	70.1	60	27	21	15	55	
Montgomery WIT.....	28	2.10	16-8	0	163.2	142	73	49	51	62	
Dale ALL.....	15	2.79	4-9	0	92.2	108	48	37	18	27	
Wieclaw, A. HIR.....	11	2.98	1-4	0	63.1	58	48	27	29	52	
Mutrie KEN.....	20	3.03	8-9	0	115.2	140	76	50	29	55	
Maier OWU.....	9	3.10	2-5	0	40.2	56	31	18	18	15	
Gaydos ALL.....	15	3.63	6-9	0	98.1	115	72	51	26	48	
Blair OWU.....	8	4.29	1-4	0	32.2	54	32	20	10	18	
Kidd, S. HIR.....	19	5.23	2-5	0	96.1	153	101	72	20	36	

STOLEN BASES	SB-ATT
Campbell WIT.....	12-12
Clagg WIT.....	10-10
C. Shadle WOO.....	9-13
Scherer KEN.....	8-10
Blair OWU.....	7-9

STRIKEOUTS	IP	SO
A. Barone WOO.....	182.1	212
Courtney Zollars DEN.....	116.2	146
Thornton OWU.....	106.1	90
Robin Sheskey DEN.....	96.2	64
Montgomery WIT.....	163.2	62

**NORTH COAST ATHLETIC CONFERENCE
2001 Women's Lacrosse Championships
Kenyon College ♦ May 4-5**

Tuesday, May 1

**Quarterfinals
(at higher seeds)**

Denison (#1)

BYE

Wittenberg (#4)

4:30 or 5:00 p.m. at Wittenberg

Ohio Wesleyan (#5)

Oberlin (#6)

4:30 or 5:00 p.m. at Wooster

Wooster (#3)

BYE

Kenyon (#2)

Friday, May 4

**Semifinals
(at Kenyon)**

Denison

3:00 p.m.

Ohio Wesleyan

9-8

Wooster

19-1

5:00 p.m.

Kenyon

Saturday, May 5

**Championship
(at Kenyon)**

Denison

18-6

1:00 p.m.

Wooster

14-4

Denison

15-10

CHAMPION

NORTH COAST ATHLETIC CONFERENCE
2001 Women's Outdoor Track & Field Championships
Ohio Wesleyan University • May 4-5

100-METER DASH

12.39% Jackie Berner, DEN
 12.55 Courtney Stackhouse, OBE
 12.71 Nzinga Broussard, OBE

100-METER HURDLES

14.85%@ Melaine Cluss, DEN
 15.63 Apryl Wynn, OBE
 15.94 Carolyn Sikora, ALL

200-METER DASH

25.30%@ Jill Westerfeld, DEN
 25.58 Nzinga Broussard, OBE
 25.62 Jackie Berner, DEN

400-METER DASH

56.65## Jill Westerfeld, DEN
 57.04@ Akeya Terrell, OWU
 59.82 Brooke Woods, ALL

400-METER HURDLES

1:04.85 Andrea Clason, OWU
 1:05.15 Carolyn Sikora, ALL
 1:06.54 Lindsey Hayes, ALL

800-METER RUN

2:18.07 Stephanie Moss, OWU
 2:19.77 Sarah Weide, WIT
 2:21.93 Allison Nickel, DEN

1500-METER RUN

4:42.50@ Stephanie Moss, OWU
 4:42.63@ Abi Gerstle, WIT
 4:52.09 Sandy Tecklenburg, WOO

3000-METER STEEPLECHASE

11:55.51 Chelsea Benson, ALL
 11:59.41 Katherine Kapo, KEN
 12:26.27 Brooke Mayfield, DEN

5000-METER RUN

18:51.31 Shannan Rieder, ERL
 19:02.73 Nicole Morandi, ALL
 19:08.42 Tara Trent, ALL

10,000-METER RUN

39:04.36 Shannan Rieder, ERL
 40:05.59 Rachel Dawson, WOO
 40:16.80 Jenny Wilke, HIR

MVP TRACK (SPRINTS)

Jill Westerfeld, Denison

MVP TRACK (MID DISTANCE/DISTANCE)

Stephanie Moss, Ohio Wesleyan

MVP FIELD

Geri Woessner, Wittenberg

COACH OF THE YEAR

Bill Ross, Allegheny

% NCAC Record

@ NCAA Provisional Qualifier

NCAA Automatic Qualifier

400-METER RELAY

48.53@ DENISON
 48.65@ OBERLIN
 49.58 ALLEGHENY

1600-METER RELAY

3:57.98% OHIO WESLEYAN
 3:58.05 DENISON
 4:02.54 ALLEGHENY

LONG JUMP

18' 4-1/4"@ Justina Williams, WOO
 17' 9-3/4" Apryl Wynn, OBE
 16' 10" Liz Chandler, OBE

TRIPLE JUMP

38' 4-1/4"## Apryl Wynn, OBE
 37' 9-1/4"@ Shannon Houlihan, OBE
 37' 6"@ Justina Williams, WOO

HIGH JUMP

5' 3" Emmalisa Brown, HIR
 5' 3" Ansley Scott, KEN
 5' 1-1/4" Kate Krulia, DEN

POLE VAULT

10' % Jen Surace, ALL
 10' % Amanda Wieland, DEN
 9' 8" Jill Winner, OWU

SHOT PUT

39' 10" Geri Woessner, WIT
 38' 3" Andi Warner, WIT
 38' 1" Carmen Batts-Porter, ERL

DISCUS

144' 9"%@ Laura Finkes, DEN
 129' 2" Julia Kregenow, WIT
 127' 6" Katie Walker, WOO

JAVELIN

132' 10" @ Tiffany Bennett, ALL
 129' 11" @ Andi Warner, WIT
 125' 8" Kerri Horst, WOO

HEPTATHLON

4145@ Geri Woessner, WIT
 4022 Emmalisa Brown, HIR
 3779 Lindsey Hayes, ALL

TEAM RESULTS

1.	ALLEGHENY	170
2.	DENISON	142
3.	OBERLIN	99
4.	OHIO WESLEYAN	93
5.	WITTENBERG	90
6.	WOOSTER	79
7.	KENYON	36
	HIRAM	36
9.	EARLHAM	33

**NORTH COAST ATHLETIC CONFERENCE
2001 Men's Outdoor Track & Field Championships
Ohio Wesleyan University • May 4-5**

100-METER DASH

10.87 Jason Martin, OWU
10.90 Darren Green, WAB
10.96 Clemon Choice, OWU

110-METER HURDLES

15.35 Bruce Kinsel, OWU
15.54 Josh Guerrieri, WIT
15.81 Skip Ivery, WIT

200-METER DASH

22.08 Darren Green, WAB
22.08 Jason Martin, OWU
22.71 Matt Churpek, OWU

400-METER DASH

49.96 Brian Barnes, WOO
49.97 Demetrius Ellison, WIT
50.13 Bruce Alexander, HIR

400-METER HURDLES

55.41 Jacob Johnson, WOO
56.33 Darrell Voll, ALL
57.64 Steve Hinkson, DEN

800-METER RUN

1:55.45 Tyler Pensyl, DEN
1:55.64 Nick Radio, ALL
1:56.69 Daniel Bowens, OWU

1500-METER RUN

4:01.62 Dan Princic, ALL
4:02.98 Mark Sherer, WAB
4:03.93 Dan Ruge, WAB

3000-METER STEEPLECHASE

9:29.97@ Marty Coppola, WOO
9:30.08@ Michael Baird, KEN
9:41.58 Ben Hildebrand, KEN

5000-METER RUN

15:39.08 David Bevacqua, OBE
15:41.91 Jared Smit, WAB
15:44.66 Brendan Callahan, WOO

10,000-METER RUN

32:12.70 Brendan Callahan, WOO
32:17.26 Ben Hildebrand, KEN
33:07.61 Jared Smit, WAB

MVP TRACK (SPRINTS)

Jason Martin, Ohio Wesleyan

MVP TRACK (MID DISTANCE/DISTANCE)

Ben Hildebrand, Kenyon

MVP FIELD

Craig Neeley, Ohio Wesleyan

COACH OF THE YEAR

Fred Barends, Ohio Wesleyan

% NCAC Record

NCAA Automatic Qualifier

@ NCAA Provisional Qualifier

400-METER RELAY

42.03@ OHIO WESLEYAN
42.93 WITTENBERG
43.01 WOOSTER

1600-METER RELAY

3:21.86 WITTENBERG
3:22.00 WOOSTER
3:25.80 WABASH

LONG JUMP

23'6-3/4"@ Craig Neeley, OWU
21'10-1/2" Steve Hinkson, DEN
21'06-1/2" Jason Martin, OWU

TRIPLE JUMP

46'8-1/4"@ Craig Neeley, OWU
43'05" Andy Jones, ALL
43'03" Andy Stromwall, DEN

HIGH JUMP

6' 08"@ Craig Neeley, OWU
6' 06" Brian Gehle, WIT
6' 06" Jeremy Scott, ALL

POLE VAULT

16' 02"%# Jeremy Scott, ALL
13' 10" Adam Ridenbaugh, OWU
13' 6-1/2" Brian Gehle, WIT

SHOT PUT

48'11-3/4" Chuck Tabeling, ERL
46'10" Keith Vance, WOO
45'1-1/2" Brad Wadsworth, OWU

DISCUS

142' 03" Chuck Tabeling, ERL
133' 01" Joel Drake, WIT
132' 03" Josh Richey, WAB

JAVELIN

193' 08"@ Tim Gaal, WIT
191' 10"@ Mike Klotz, WIT
187' 06"@ Adam Bange, KEN

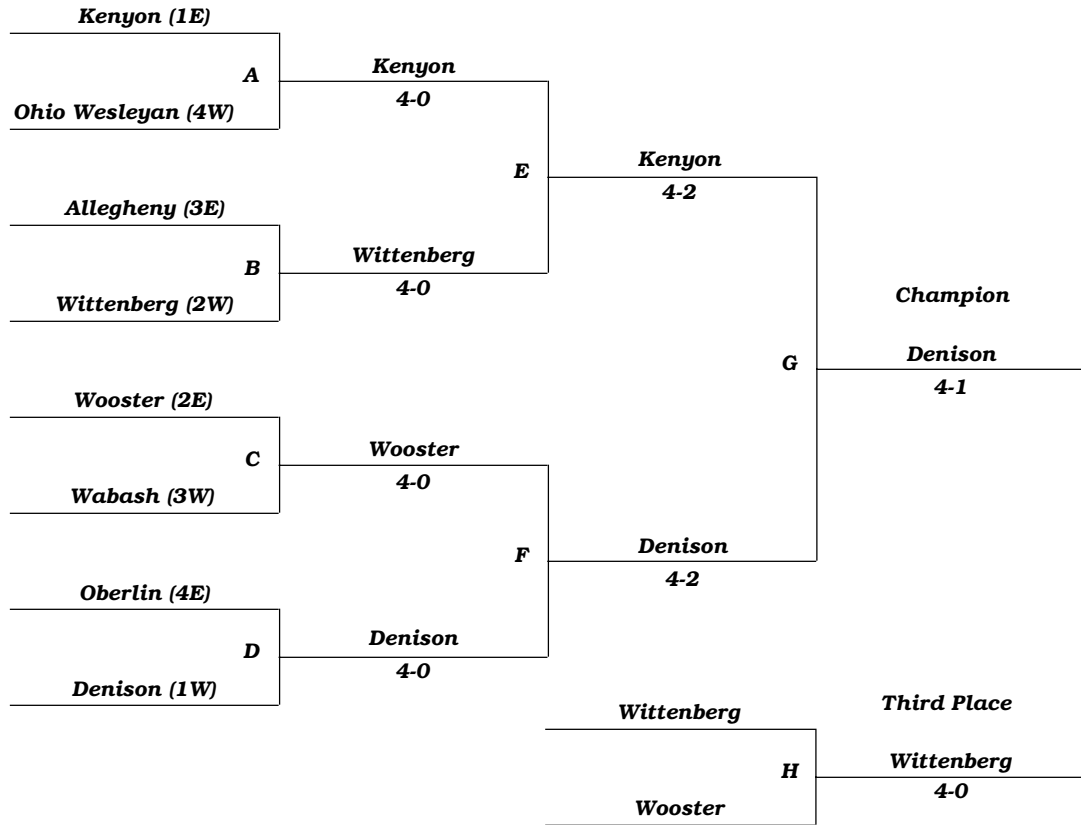
DECATHLON

6,420 #% Josh Guerrieri, WIT
5,611 Brian Gehle, WIT
5,514 Andy Stromwall, DEN

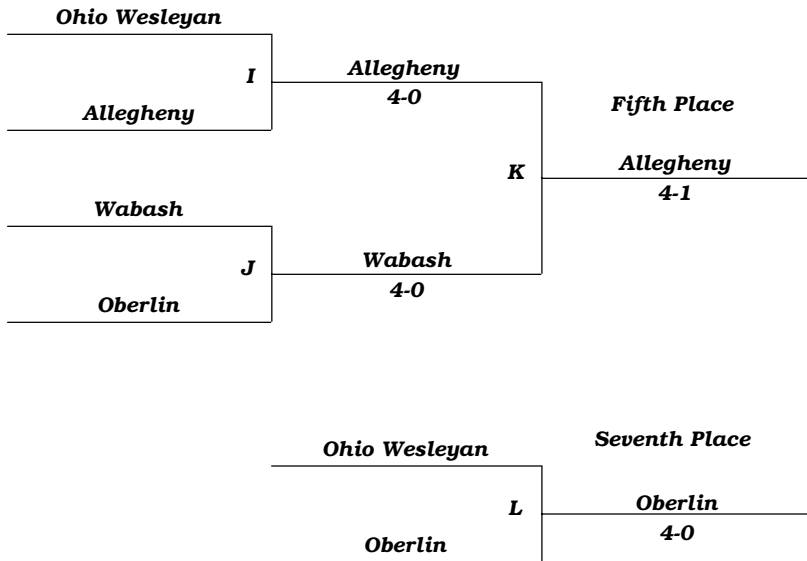
TEAM RESULTS

1. OHIO WESLEYAN	159.5
2. WITTENBERG	124.5
3. WOOSTER	106
4. WABASH	105
5. ALLEGHENY	91
6. DENISON	52
7. KENYON	45
8. EARLHAM	40
9. HIRAM	33
10. OBERLIN	23

**NORTH COAST ATHLETIC CONFERENCE
2001 Men's Tennis Championships
Oberlin College ♦ May 4-5**

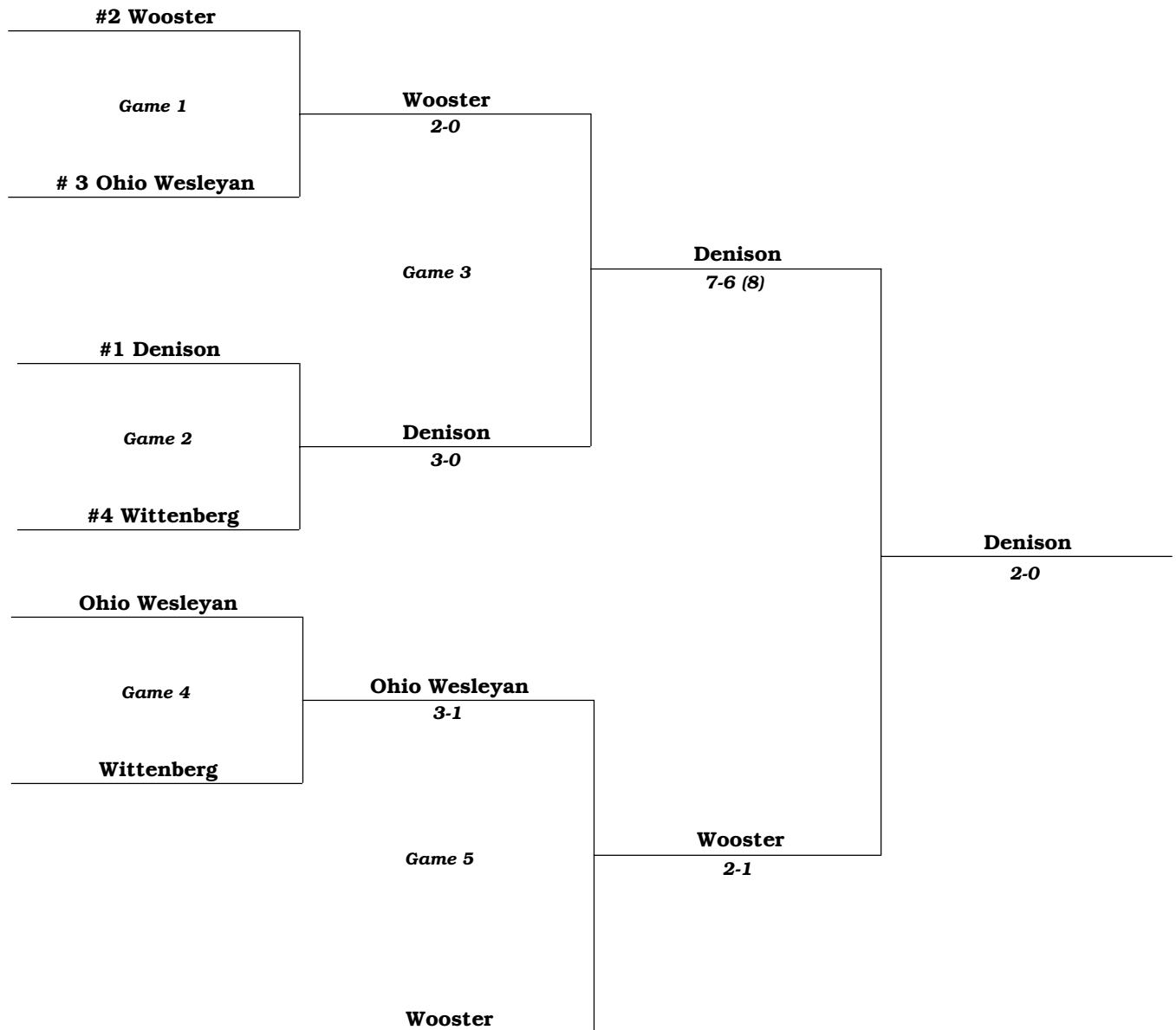


Final Standings*
1. Denison
2. Kenyon
3. Wittenberg
4. Wooster
5. Allegheny
6. Wabash
7. Oberlin
8. Ohio Wesleyan
9. Earlham
Hiram



* Subject to Review by NCAC Athletic Directors

**NORTH COAST ATHLETIC CONFERENCE
2001 Softball Tournament
Denison Univeristy ♦ May 4-5**



2001 ALL-TOURNAMENT TEAM

Position	Name	School	Hometown/High School
First Baseman	Nichole Rubek	OWU	Raymond, OH/North Union
Second Baseman	Christy Schneider	WIT	Fairfield, OH/Fairfield
Third Baseman	Kady Krivos	WOO	Hinckley, OH/Highland
Shortstop	Sara Mullen	DEN	Seymour, WI/Seymour
Centerfielder	Leslie Welsh	OWU	Pataskala, OH/Watkins Memorial
Leftfielder	Kerri Horst	WOO	West Salem, OH/Northwestern
Rightfielder	Courtney Pitt	DEN	Heath, OH/Heath
Catcher	Lindsay Fischer	DEN	Gahanna, OH/Gahanna Lincoln
Pitcher	Courtney Zollars	DEN	Westerville, OH/Westerville South
Pitcher	Angie Barone	WOO	Akron, OH/St. Thomas Aquinas
DH	Kelly Riedel	WIT	Springfield, OH/Northwestern
MVP	Courtney Zollars	DEN	Westerville, OH/Westerville South

NORTH COAST ATHLETIC CONFERENCE
2001 MEN'S TENNIS REPORT -- STANDINGS/STATISTICS

May 7, 2001

	NCAC Divisional Play			OVERALL		
	W	L	PCT	W	L	PCT
1) DENISON	4	0	1.000	15	5	.750
2) KENYON	4	0	1.000	12	10	.545
3) WITTENBERG	3	1	.750	16	6	.727
4) WOOSTER	3	1	.750	11	11	.500
5) ALLEGHENY	2	2	.500	14	8	.636
6) WABASH	2	2	.500	13	6	.684
7) OBERLIN	1	3	.250	7	19	.269
8) OHIO WESLEYAN	1	3	.250	3	17	.150
9) EARLHAM	0	4	.000	9	9	.500
HIRAM	0	4	.000	5	11	.313

Note: Standings determined by NCAC Tournament
Subject to Review by NCAC Athletic Directors

#1 SINGLES

Bryan Heft, WIT 22-4/3-1
Jerome Barnes, DEN 13-5/5-0
Adam Turner, ERL 11-5/2-2

#4 SINGLES

Chris Howell, ALL 9-2/0-0
Patrick Bouchard, DEN 7-3/0-0
Duby Lakos, WIT 12-6/3-1

#1 DOUBLES

Lynch/Paramoure, WAB 10-2/1-0
Hughes/Katzman, KEN 16-5/0-0
Heft/Clagett, WIT 16-7/0-0

#2 SINGLES

Jake Sintich, WOO 12-3/3-0
John Dymond, ALL 14-5/2-1
Cameron Vincent, DEN 12-5/5-0

#5 SINGLES

Matt Sowa, ALL 9-1/1-0
Mike Herzog, WIT 17-3/4-0
Daniel Altman, WAB 16-3/1-1

#2 DOUBLES

Schoenberger/Jaffee, KEN 14-1/0-0
Howell/Sowa, ALL 13-3/2-0
Vincent/Peck, DEN 12-4/5-1

#3 SINGLES

Eric Cusick, WIT 15-6/4-0
Scott Paramoure, WAB 14-6/2-1
Rob Ogg, WOO 8-5/2-0

#6 SINGLES

Ben Hodgkiss-Lilly, WIT 15-4/3-1
Ryan Peck, DEN 10-4/5-0
Adam Stiska, ALL 9-4/1-1

#3 DOUBLES

Bouchard/Regenfuss, DEN 13-4/4-1
Gallagher/Stiska, ALL 11-4/1-1
Altman/Schwenk, WAB 10-4/1-1

[must participate in at least 50% of team's matches at designated flight - NCAC divisional record listed second.]

NCAC DIVISIONAL RESULTS

Kenyon 4, Wooster 3

NCAC TOURNAMENT RESULTS

Quarterfinals, Friday, May 4

Kenyon 4, Ohio Wesleyan 0
Wittenberg 4, Allegheny 0
Wooster 4, Wabash 0
Denison 4, Oberlin 0

Consolation semifinals

Allegheny 4, Ohio Wesleyan 0
Wabash 4, Oberlin 0

Third-place match

Wittenberg 4, Wooster 0

Semifinals, Saturday, May 5

Kenyon 4, Wittenberg 2
Denison 4, Wooster 2

Fifth-place match

Allegheny 4, Wabash 1

Championship, Saturday, May 5

Denison 4, Kenyon 1

Seventh-place match

Oberlin 4, Ohio Wesleyan 0

NORTH COAST ATHLETIC CONFERENCE
2001 MEN'S LACROSSE STANDINGS/STATISTICS

May 7, 2001

	NCAC					OVERALL				
	W	L	PCT	GF	GA	W	L	PCT	GF	GA
1) OHIO WESLEYAN	5	0	1.000	102	34	9	4	.692	195	98
2) DENISON	5	1	.833	103	37	10	3	.769	194	79
3) KENYON	3	2	.600	75	58	10	4	.714	207	137
4) WOOSTER	2	3	.400	52	75	5	9	.357	134	212
5) WITTENBERG	1	4	.200	46	56	5	7	.417	131	114
6) OBERLIN	0	5	.000	6	110	2	10	.167	63	207

NCAC RESULTS

Denison 19, Wooster 5

OTHER RESULTS

Kenyon 14, Wittenberg 7

Wooster 20, Oberlin 8

TEAM STATISTICS

	MA%	PK%	FO%
DENISON	.316	.861	.000
KENYON	.471	.733	.542
OBERLIN	.158	.670	.282
OHIO WESLEYAN	.404	.849	.459
WITTENBERG	.048	.600	.753
WOOSTER	.291	.515	.375

MA% = man-advantage percentage

PK% = penalty-killing percentage

FO% = faceoff percentage

POINTS

	GP	G	A	PTS	P/G
Jason Fogelson, OWU	13	43	36	79	6.08
Justin Martinich, KEN	14	35	26	61	4.36
Sean O'Brien, DEN	13	28	22	50	3.85
Mario Cassani, WIT	12	27	15	42	3.50
Ryan Berger, DEN	11	18	20	38	3.45
Derick Stowe, KEN	14	31	16	47	3.36
Matt Coughlin, OWU	13	20	23	43	3.31
Justin Hamilton, KEN	14	36	7	43	3.07
Erik Vachon, OBE	12	23	13	36	3.00

GOALS

	GP	G	G/G
Jason Fogelson, OWU	13	43	3.31
Justin Hamilton, KEN	14	36	2.57
Justin Martinich, KEN	14	35	2.50
Mario Cassani, WIT	12	27	2.25
Derick Stowe, KEN	14	31	2.21
Sean O'Brien, DEN	13	28	2.15
Colin Hartnett, WOO	13	26	2.00

ASSISTS

	GP	A	A/G
Jason Fogelson, OWU	13	36	2.77
Justin Martinich, KEN	14	26	1.86
Ryan Berger, DEN	11	20	1.82
Matt Coughlin, OWU	13	23	1.77
Sean O'Brien, DEN	13	22	1.69
John Galvin, OWU	13	21	1.62
Dan Patterson, WIT	12	16	1.33

SAVES PERCENTAGE

	GP	GA	SV	SV%
Corey Ayers, OWU	13	81	163	.668
Peter Royer, DEN	13	64	120	.652
Greg Clancy, KEN	13	111	203	.646

NORTH COAST ATHLETIC CONFERENCE
2001 WOMEN'S LACROSSE STANDINGS/STATISTICS

May 7, 2001

	NCAC					OVERALL				
	W	L	PCT	GF	GA	W	L	PCT	GF	GA
1) DENISON	9	0	1.000	162	67	10	4	.714	178	111
2) WOOSTER	7	3	.700	150	71	10	7	.588	245	136
3) OHIO WESLEYAN	4	3	.571	63	43	10	7	.588	164	136
4) KENYON	5	3	.625	105	67	6	6	.500	139	109
5) WITTENBERG	4	4	.500	87	91	8	7	.533	174	155
6) OBERLIN	2	6	.250	56	98	3	10	.231	83	146
7) ALLEGHENY	1	6	.143	31	93	3	9	.250	74	131
8) EARLHAM	0	7	.000	12	126	0	8	.000	13	145

NOTE: NCAC results include tournament play

NCAC TOURNAMENT PAIRINGS

Quarterfinals

Tuesday, May 1

Ohio Wesleyan 9, Wittenberg 8

Wooster 19, Oberlin 1

Semifinals (at Kenyon)

Friday, May 4

Denison 18, Ohio Wesleyan 6

Wooster 14, Kenyon 4

Championship (at Kenyon)

Saturday, May 5

Denison 15, Wooster 10

POINTS	GP	G	A	PTS	P/G
Kati Robbins, WIT	15	46	40	86	5.73
Laura Peace, DEN	14	48	17	65	4.64
Beth Hemminger, WOO	17	37	37	74	4.35
Amy Hemmelgarn, DEN	14	46	8	54	3.86
Cara Romanowski, WIT	15	47	7	54	3.60
A. McDermott, OWU	16	49	6	55	3.44
K.C. Hartwig, ALL	11	27	8	35	3.18
Katelyn Connolly, WOO	17	30	24	54	3.18
Megan Kennedy, WOO	17	39	15	54	3.18
Erin Maturo, KEN	12	18	9	27	2.25

GOALS	GP	G	G/G
Laura Peace, DEN	14	48	3.43
Amy Hemmelgarn, DEN	14	46	3.29
Cara Romanowski, WIT	15	47	3.13
Kati Robbins, WIT	15	46	3.07
A. McDermott, OWU	16	49	3.06
K.C. Hartwig, ALL	11	27	2.45

ASSISTS	GP	A	A/G
Kati Robbins, WIT	15	40	2.67
Beth Hemminger, WOO	17	37	2.18
Katelyn Connolly, WOO	17	24	1.41
Laura Peace, DEN	14	17	1.21
Emily Stevens, DEN	14	16	1.14

SAVES PERCENTAGE	GP	GA	SV	SV%
Ruth Crowell, KEN	12	102	151	.597
Tamar Jeffery, OWU	15	93	136	.594
Abbe Stewart, DEN	14	105	146	.582