



DENNIS M. COLLINS
Executive Director

P.O. Box 16679
Cleveland, OH 44116
Phone (440) 871-8100
Fax (440) 871-4221
ncac@northcoast.org
www.northcoast.org

ALLEGHENY COLLEGE ★ DENISON UNIVERSITY ★ EARLHAM COLLEGE ★ HIRAM COLLEGE ★ KENYON COLLEGE ★ OBERLIN COLLEGE
★ OHIO WESLEYAN UNIVERSITY ★ WABASH COLLEGE ★ WITTENBERG UNIVERSITY ★ COLLEGE OF WOOSTER

NCAC Football Report

For Immediate Release
October 28, 2001

**WITTENBERG SECURES SHARE OF FIRST PLACE;
OHIO WESLEYAN AND WABASH LOOK TO PLACE WITH TIGERS**

CLEVELAND -- With a win last week, the defending champion Wittenberg Tigers (6-0, 8-1) have clinched at least a share of their fifth straight North Coast Athletic Conference championship, their seventh overall. The Tigers, winners of 28 consecutive league contests (dating back to a 1997 loss at the College of Wooster), are a single win away from capping their fourth straight undefeated regular season. Should Wittenberg claim the 2001 NCAC title, it would be the first league school to win four straight football championships. The Tigers decide their fate in a road game at Earlham on Saturday.

The Wabash (5-1, 6-2) Little Giants, also in the hunt for a possible share of the NCAC crown, head to Denison (2-3, 2-6) on Saturday, needing a win to keep their shot at the title alive, and to distance themselves from the teams fighting to move up to second place in the conference standings. The Little Giants definitely have momentum on their side after winning five straight, including last week's 41-20 triumph at Allegheny (3-2, 4-4). Wabash is competing in NCAC football for only the second year, as the school joined the NCAC in 1999, but did not participate in football until last season.

Ohio Wesleyan (4-1, 7-1) travels to Oberlin (1-3, 1-6) this week after defeating Kenyon, 58-14 last week. The Bishops are the only team with two conference games left on their schedule who are aiming for a piece of the championship. After facing the Yeomen this week, Ohio Wesleyan will host Allegheny on Nov. 10. The Bishops last earned a portion of the NCAC crown in 1989, when they shared the championship with Kenyon.

The final conference game this week pits Wooster (2-3, 2-5), winners last week against Oberlin, 28-0, against the Gators in Meadville. Hiram (1-4, 3-4) entertains Case Western Reserve in its final non-conference game of the season, while Kenyon (0-5, 0-7) travels to Thiel for its last non-league tilt.

THIS WEEK'S SCHEDULE

Saturday, Nov. 3

Case Western Reserve at HIRAM, 1:00
KENYON at Thiel, 1:00
OHIO WESLEYAN at OBERLIN, 1:00
WABASH at DENISON, 1:00
WOOSTER at ALLEGHENY, 1:00
WITTENBERG at EARLHAM, 1:00

LAST WEEK'S RESULTS

Saturday, Oct. 27

OHIO WESLEYAN 58, KENYON 14
WOOSTER 28, OBERLIN 0
WABASH 41, ALLEGHENY 20
WITTENBERG 39, HIRAM 0
Case Western Reserve 43, DENISON 29

PLAYERS OF THE WEEK

CLEVELAND -- Wabash junior **Jake Knott (Lafayette, IN/Jefferson)** and Ohio Wesleyan senior **Steve Schoenberger (West Carrollton, OH/West Carrollton)** have been named offensive and defensive "Players of the Week" for their performances last week in the North Coast Athletic Conference.

Knott, a 6-2, 180-pound quarterback, threw for 374 yards (21-44) and five touchdowns against Allegheny. He also led the team with 56 yards on the ground and one rushing touchdown. He threw for five touchdowns for the second straight week (five vs. Hiram last week). He is now 140 yards away from passing **Chris Ings** for first place on the Little Giants career passing yardage list

Schoenberger, a 6-1, 225-pound defensive tackle, paced the Bishops defense against Allegheny with a 49-yard fumble return for a touchdown. He also contributed three unassisted tackles and four assists, two tackles for a loss, a sack, and a pass breakup.

NORTH COAST ATHLETIC CONFERENCE 2001 FOOTBALL SCOREBOARD

Allegheny College (3-2; 4-4)

S. 1	at Mount Union	L, 7-52
S. 8	at Wash. & Jefferson	L, 14-28
S. 22	Denison	W, 55-21
S. 29	at Wittenberg	L, 17-21
O. 6	Hiram	W, 57-0
O. 13	at Kenyon	W, 68-13
O. 20	at Frostburg St.	W, 40-13
O. 27	Wabash	L, 20-41
N. 3	Wooster	
N. 10	at Ohio Wesleyan	

Denison University (2-3; 2-6)

S. 1	at Waynesburg	L, 42-47
S. 15	Randolph-Macon	L, 25-43
S. 22	at Allegheny	L, 21-55
S. 29	Kenyon	W, 52-50 (30T)
O. 6	Wittenberg	L, 14-72
O. 13	at Ohio Wesleyan	L, 24-55
O. 20	Earlham	W, 41-21
O. 27	at Case Western Reserve	L, 29-43
N. 3	Wabash	
N. 10	at Oberlin	

Earlham College (1-3; 2-5)

S. 1	Rose-Hulman	L, 22-23
S. 8	at Centre	L, 7-38
S. 22	Manchester	W, 41-14
S. 29	at Hiram	W, 27-10
O. 6	Ohio Wesleyan	L, 10-45
O. 13	at Wabash	L, 7-41
O. 20	at Denison	L, 21-41
N. 3	Wittenberg	
N. 10	at Kenyon	
N. 17	Oberlin	

Hiram College (1-4; 3-4)

S. 8	Bluffton	W, 30-17
S. 22	Mt. St. Joseph	W, 22-8
S. 29	Earlham	L, 10-27
O. 6	at Allegheny	L, 0-57
O. 13	Oberlin	W, 24-17
O. 20	at Wabash	L, 7-56
O. 27	Wittenberg	L, 0-39
N. 3	Case Western Reserve	
N. 10	at Wooster	
N. 17	at Kenyon	

Kenyon College (0-5; 0-7)

S. 8	Grove City	L, 26-41
S. 22	at Wooster	L, 10-51
S. 29	at Denison	L, 50-52 (30T)
O. 6	Case Western Reserve	L, 10-38
O. 13	Allegheny	L, 13-68
O. 20	at Oberlin	L, 22-53
O. 27	at Ohio Wesleyan	L, 14-58
N. 3	at Thiel	
N. 10	Earlham	
N. 17	Hiram	

Oberlin College (1-3; 1-6)

S. 1	at Franklin & Marshall	L, 14-26
S. 8	Pomona-Pitzer	L, 21-25
S. 22	at Case Western Reserve	L, 19-45
S. 29	Wabash	L, 26-56
O. 13	at Hiram	L, 17-24
O. 20	Kenyon	W, 53-22
O. 27	at Wooster	L, 0-28
N. 3	Ohio Wesleyan	
N. 10	Denison	
N. 17	at Earlham	

Ohio Wesleyan University (4-1; 7-1)

S. 8	Olivet	W, 34-16
S. 15	at Waynesburg	W, 27-0
S. 22	at Elmhurst	W, 50-16
S. 29	Wooster	W, 36-30
O. 6	at Earlham	W, 45-10
O. 13	Denison	W, 55-24
O. 20	at Wittenberg	L, 14-39
O. 27	Kenyon	W, 58-14
N. 3	at Oberlin	
N. 10	Allegheny	

Wabash College (5-1; 6-2)

S. 8	Manchester	W, 45-21
S. 15	Wheaton	L, 33-58
S. 22	at Wittenberg	L, 3-14
S. 29	at Oberlin	W, 56-26
O. 6	Wooster	W, 35-7
O. 13	Earlham	W, 41-7
O. 20	Hiram	W, 56-7
O. 27	at Allegheny	W, 41-20
N. 3	at Denison	
N. 10	at DePauw	

Wittenberg University (6-0; 8-1)

S. 1	Urbana	W, 44-13
S. 8	Heidelberg	W, 59-7
S. 15	at Alma	L, 24-26
S. 22	Wabash	W, 14-3
S. 29	Allegheny	W, 21-17
O. 6	at Denison	W, 14-72
O. 13	at Wooster	W, 47-13
O. 20	Ohio Wesleyan	W, 39-14
O. 27	at Hiram	W, 39-0
N. 3	at Earlham	

College of Wooster (2-3; 2-5)

S. 8	Kalamazoo	L, 37-39
S. 22	Kenyon	W, 51-10
S. 29	at Ohio Wesleyan	L, 30-36
O. 6	at Wabash	L, 7-35
O. 13	Wittenberg	L, 13-47
O. 20	at Ursinus	L, 14-53
O. 27	Oberlin	W, 28-0
N. 3	at Allegheny	
N. 10	Hiram	
N. 16	at Grove City	

GRID NOTEBOOK: Allegheny sophomore quarterback **Bubba Smith (Doylestown, OH/Chippewa)** finished with 14-of-22 passing for 154 yards against Wabash. The loss to the Little Giants means the Gators will likely not finish first or second in the NCAC for the first time since a third-place finish in 1989 ... Denison freshman linebacker **Tim Koprowski (Verona, NJ/Newark Academy)** made a career-best 15 tackles against Case Western Reserve ... Hiram senior running back **Kris Giebel (Streetsboro, OH/Streetsboro)** ran for 54 yards on 22 carries against Wittenberg to up his career yardage total to 3,002. With three games left to play, Giebel is second on the Terriers' all-time list behind **Bobby Starks (1985-88 - 3,150)** ... Kenyon senior defensive back **Kris Cheney (Coshocton, OH/River View)** totalled 11.5 tackles - four solo and 15 assists, along with a pass defense against the Bishops. He is second on the Kenyon defense with 72 stops on the year ... The Wittenberg defense held Hiram to one completion on six attempts for an NCAA record-tying -6 yards passing. That ties a record set by Central (Iowa) against Simpson in 1985. In that game, there was one completion for -6 yards as well ... Wooster junior tailback **Scott Jones (Uricksville, OH/Tuscarawas Central Catholic)** rushed for 157 yards and two touchdowns on 29 carries to lift the Scots past Oberlin. He capped the game's scoring early in the fourth quarter with a 58-yard touchdown run, the longest of his career and Wooster's longest of 2001. Freshman **Bobby Vega (Windsor, CT/Pomfret School)** also passed the 100-yard mark against the Yeomen, finishing with 105 yards on 12 carries. This is the second time in three years that the Scots have had a pair of tailbacks break the 100-yard mark in the same game. On Oct. 30, 1999, **Will Schober** had 127 yards on 18 tries, while **Kyle Mueller** compiled 126 yards on 16 attempts during a 45-0 win over Denison.

2001 North Coast Athletic Conference Standings (Through games of Oct 27, 2001)

Team	NCAC			Points			Overall			Points		
	W	L	T	For	Opp	Pct	W	L	T	For	Opp	Pct
Wittenberg.....	6	0	0	232	61	1.000	8	1	0	359	107	.889
Wabash.....	5	1	0	232	81	.833	6	2	0	310	160	.750
Ohio Wesleyan.....	4	1	0	208	117	.800	7	1	0	319	149	.875
Allegheny.....	3	2	0	217	96	.600	4	4	0	278	189	.500
Wooster.....	2	3	0	129	128	.400	2	5	0	180	220	.286
Denison.....	2	3	0	152	253	.400	2	6	0	248	386	.250
Earlham.....	1	3	0	65	137	.250	2	5	0	135	212	.286
Oberlin.....	1	3	0	96	130	.250	1	6	0	150	226	.143
Hiram.....	1	4	0	41	196	.200	3	4	0	93	221	.429
Kenyon.....	0	5	0	109	282	.000	0	7	0	125	361	.000

2001 North Coast Athletic Conference Team Statistics (Through games of Oct 27, 2001)

SCORING OFFENSE	G	TD	XP	2XP	DXP	FG	Saf	Pts	Avg
Wittenberg.....	9	50	41	1	0	4	2	359	39.9
Ohio Wesleyan.....	8	45	39	1	0	2	1	319	39.9
Wabash.....	8	44	34	2	0	2	1	310	38.8
Allegheny.....	8	38	30	0	1	6	0	278	34.8
Denison.....	8	36	23	2	0	1	1	248	31.0
Wooster.....	7	25	21	2	0	2	0	181	25.9
Oberlin.....	7	20	16	1	0	4	0	150	21.4
Earlham.....	7	18	15	0	0	4	0	135	19.3
Kenyon.....	7	16	12	1	0	5	0	125	17.9
Hiram.....	7	12	8	2	0	3	0	93	13.3

RUSHING OFFENSE	G	Att	Yds	Avg	TD	Yds/G
Ohio Wesleyan.....	8	464	2808	6.1	33	351.0
Allegheny.....	8	401	1813	4.5	19	226.6
Wittenberg.....	9	419	2015	4.8	32	223.9
Wabash.....	8	286	1391	4.9	17	173.9
Oberlin.....	7	251	1055	4.2	7	150.7
Earlham.....	7	268	1025	3.8	10	146.4
Hiram.....	7	308	965	3.1	7	137.9
Kenyon.....	7	251	680	2.7	5	97.1
Wooster.....	7	251	665	2.6	6	95.0
Denison.....	8	227	117	0.5	7	14.6

SCORING DEFENSE	G	TD	XP	2XP	DXP	FG	Saf	Pts	Avg
Wittenberg.....	9	14	11	0	0	4	0	107	11.9
Ohio Wesleyan.....	8	20	9	4	0	4	0	149	18.6
Wabash.....	8	23	15	1	1	1	0	160	20.0
Allegheny.....	8	26	20	1	0	3	1	189	23.6
Earlham.....	7	28	24	1	0	4	0	206	29.4
Wooster.....	7	32	23	1	0	1	0	220	31.4
Hiram.....	7	29	20	2	0	7	1	221	31.6
Oberlin.....	7	32	26	1	0	2	0	226	32.3
Denison.....	8	55	47	1	1	1	1	386	48.2
Kenyon.....	7	49	39	4	0	7	0	362	51.7

RUSHING DEFENSE	G	Rushes	Yards	Avg.	TD	Yds/G
Allegheny.....	8	252	468	1.9	5	58.5
Wittenberg.....	9	327	859	2.6	5	95.4
Wabash.....	8	301	819	2.7	8	102.4
Ohio Wesleyan.....	8	299	868	2.9	10	108.5
Earlham.....	7	296	874	3.0	12	124.9
Wooster.....	7	308	1449	4.7	14	207.0
Hiram.....	7	277	1481	5.3	17	211.6
Oberlin.....	7	316	1515	4.8	19	216.4
Denison.....	8	403	2029	5.0	33	253.6
Kenyon.....	7	361	2099	5.8	26	299.9

PASS OFFENSE	G	Att	Cmp	Int	Pct.	Yds	Avg	TD	Yds/G
Denison.....	8	361	191	12	52.9	2847	7.9	27	355.9
Wabash.....	8	291	160	11	55.0	2199	7.6	25	274.9
Wooster.....	7	231	105	12	45.5	1692	7.3	16	241.7
Oberlin.....	7	252	106	12	42.1	1530	6.1	10	218.6
Allegheny.....	8	219	125	4	57.1	1679	7.7	18	209.9
Wittenberg.....	9	218	125	4	57.3	1732	7.9	16	192.4
Kenyon.....	7	275	112	14	40.7	1292	4.7	11	184.6
Earlham.....	7	244	96	12	39.3	1172	4.8	7	167.4
Ohio Wesleyan.....	8	160	79	5	49.4	1119	7.0	11	139.9
Hiram.....	7	153	61	10	39.9	641	4.2	5	91.6

TOTAL OFFENSE	G	Rush	Pass	Plays	Yards	Avg/P	TD	Yds/G
Ohio Wesleyan.....	8	2808	1119	624	3927	6.3	44	490.9
Wabash.....	8	1391	2199	577	3590	6.2	42	448.8
Allegheny.....	8	1813	1679	620	3492	5.6	37	436.5
Wittenberg.....	9	2015	1732	637	3747	5.9	48	416.3
Denison.....	8	117	2847	588	2964	5.0	34	370.5
Oberlin.....	7	1055	1530	503	2585	5.1	17	369.3
Wooster.....	7	665	1692	482	2357	4.9	22	336.7
Earlham.....	7	1025	1172	512	2197	4.3	17	313.9
Kenyon.....	7	680	1292	526	1972	3.7	16	281.7
Hiram.....	7	965	641	461	1606	3.5	12	229.4

PASS DEFENSE	G	Att	Cmp	Int	Pct.	Yds	Avg	TD	Yds/G
Wittenberg.....	9	255	127	11	49.8	1465	5.7	9	162.8
Wooster.....	7	185	80	8	43.2	1195	6.5	16	170.7
Denison.....	8	221	109	7	49.3	1433	6.5	20	179.1
Wabash.....	8	257	114	11	44.4	1597	6.2	11	199.6
Ohio Wesleyan.....	8	249	119	10	47.8	1597	6.4	10	199.6
Oberlin.....	7	216	114	10	52.8	1487	6.9	11	212.4
Hiram.....	7	202	110	8	54.5	1500	7.4	12	214.3
Kenyon.....	7	173	90	6	52.0	1582	9.1	18	226.0
Earlham.....	7	219	121	5	55.3	1592	7.3	14	227.4
Allegheny.....	8	264	115	11	43.6	1995	7.6	20	249.4

TOTAL DEFENSE	G	Rush	Pass	Plys	Yards	Avg	TD	Yds/G
Wittenberg.....	9	859	1465	582	2324	4.0	14	258.2
Wabash.....	8	819	1597	558	2416	4.3	19	302.0
Allegheny.....	8	468	1995	516	2463	4.8	25	307.9
Ohio Wesleyan.....	8	868	1597	548	2465	4.5	20	308.1
Earlham.....	7	874	1592	515	2466	4.8	26	352.3
Wooster.....	7	1449	1195	493	2644	5.4	30	377.7
Hiram.....	7	1481	1500	479	2981	6.2	29	425.9
Oberlin.....	7	1515	1487	532	3002	5.6	30	428.9
Denison.....	8	2029	1433	624	3462	5.5	53	432.8
Kenyon.....	7	2099	1582	534	3681	6.9	44	525.9

KICKOFF RETURNS	G	Ret	Yds	TD	Avg
Wittenberg.....	9	22	511	0	23.2
Ohio Wesleyan.....	8	27	575	0	21.3
Kenyon.....	7	48	988	0	20.6
Hiram.....	7	35	708	0	20.2
Wooster.....	7	36	708	0	19.7
Wabash.....	8	26	446	0	17.2
Earlham.....	7	29	494	0	17.0
Allegheny.....	8	30	506	0	16.9
Denison.....	8	57	951	0	16.7
Oberlin.....	7	39	640	0	16.4

PUNT RETURNS	G	Ret	Yds	TD	Avg
Denison.....	8	18	187	1	10.4
Allegheny.....	8	27	276	0	10.2
Hiram.....	7	9	87	0	9.7
Wabash.....	8	25	233	1	9.3
Wittenberg.....	9	30	279	1	9.3
Earlham.....	7	17	157	0	9.2
Oberlin.....	7	15	138	1	9.2
Wooster.....	7	18	162	1	9.0
Ohio Wesleyan.....	8	30	197	0	6.6
Kenyon.....	7	9	28	0	3.1

PUNTING	G	Punts	Avg	Ret	Yds	Avg	Net/P
Allegheny.....	8	35	38.0	21	109	3.1	34.9
Earlham.....	7	43	35.6	16	120	2.8	32.8
Wittenberg.....	9	44	33.8	14	51	1.2	32.7
Wooster.....	7	43	35.2	24	165	3.8	31.4
Wabash.....	8	53	35.2	25	248	4.7	30.6
Oberlin.....	7	36	35.6	18	217	6.0	29.6
Ohio Wesleyan.....	8	34	29.4	8	24	0.7	28.6
Hiram.....	7	48	31.3	27	205	4.3	27.0
Kenyon.....	7	48	34.6	33	436	9.1	25.6
Denison.....	8	48	28.5	18	195	4.1	24.5

PASS EFFICIENCY	G	Att	Cmp	Pct	Int	Yds	TD	Effc
Allegheny.....	8	219	125	.571	4	1679	18	144.9
Wittenberg.....	9	218	125	.573	4	1732	16	144.6
Wabash.....	8	291	160	.550	11	2199	25	139.2
Denison.....	8	361	191	.529	12	2847	27	137.2
Ohio Wesleyan.....	8	160	79	.494	5	1119	11	124.6
Wooster.....	7	231	105	.455	12	1692	16	119.4
Oberlin.....	7	252	106	.421	12	1530	10	96.6
Kenyon.....	7	275	112	.407	14	1292	11	83.2
Earlham.....	7							

2001 North Coast Athletic Conference Individual Statistics (Through games of Oct 27, 2001)

RUSHING	Team	Cl	G	Att	Yds	Avg	TD	Yds/G
Matt Capone....	OWU	SR	8	160	1067	6.7	11	133.4
Daniel Grove....	WIT	JR	9	182	1056	5.8	17	117.3
Shane Ream....	ALL	SR	6	119	680	5.7	10	113.3
Kris Giebel....	HIR	SR	7	157	687	4.4	4	98.1
Scott Jones....	WOO	JR	7	149	579	3.9	5	82.7
Chris Morris....	WAB	SO	8	98	656	6.7	7	82.0
Travis Oman....	OBE	FR	6	83	411	5.0	2	68.5
Jermel Hurt....	ERL	JR	7	86	435	5.1	2	62.1
B. Vendlinski..	OWU	JR	6	47	371	7.9	4	61.8
Chad Smith....	OWU	SO	8	77	418	5.4	9	52.2

INTERCEPTIONS	Team	Cl	G	Int	Yds	TD	Int/G
Quammie Semper..	OBE	SO	6	5	115	1	0.83
Derek Vikara...	ALL	JR	8	4	107	1	0.50
Jason Martin....	OWU	SR	8	4	101	0	0.50
Kirk Rhoades...	ALL	JR	8	4	35	0	0.50
John Hauser....	WIT	FR	9	4	33	0	0.44
Demar Jackson..	WOO	SR	7	3	76	2	0.43
Calvin Hatfield	KEN	FR	7	3	75	0	0.43
Joe Cleghorn...	HIR	SR	7	3	1	0	0.43
Aaron Rose.....	DEN		8	3	22	0	0.38
Artie Montes...	WAB	SO	8	3	0	0	0.38

PASSING AVG/GAME	Team	Cl	G	Att	Cmp	Int	Pct.	Yds	TD	Avg/G
Greg Neuendorf..	DEN		8	348	183	12	52.6	2741	26	342.6
Jake Knott.....	WAB	JR	8	271	151	9	55.7	2147	25	268.4
Jeff Spraggins..	WOO	JR	6	154	74	7	48.1	1211	12	201.8
Bubba Smith....	ALL	SO	8	203	120	3	59.1	1591	17	198.9
Greg Cornett...	WIT	JR	9	202	121	4	59.9	1698	16	188.7
Tony Miga.....	KEN	SR	7	272	110	14	40.4	1271	10	181.6
Ryan Squatrito..	OBE	FR	6	166	70	10	42.2	952	7	158.7
Mike Jonesco...	OWU	SR	8	141	68	4	48.2	955	9	119.4
Dwayne Pavkovic	HIR	SR	5	121	57	5	47.1	592	5	118.4
Jeremiah King..	ERL	SO	6	113	48	8	42.5	617	4	102.8

PASS EFFICIENCY	Team	Cl	G	Att	Cmp	Int	Pct.	Yds	TD	Eff.
Greg Cornett...	WIT	JR	9	202	121	4	59.9	1698	16	152.7
Bubba Smith....	ALL	SO	8	203	120	3	59.1	1591	17	149.6
Jake Knott.....	WAB	JR	8	271	151	9	55.7	2147	25	146.1
Greg Neuendorf..	DEN		8	348	183	12	52.6	2741	26	136.5
Jeff Spraggins..	WOO	JR	6	154	74	7	48.1	1211	12	130.7
Mike Jonesco...	OWU	SR	8	141	68	4	48.2	955	9	120.5
Justin Alaburda	WOO	SO	5	77	31	5	40.3	481	4	96.9
Dwayne Pavkovic	HIR	SR	5	121	57	5	47.1	592	5	93.6
Ryan Squatrito..	OBE	FR	6	166	70	10	42.2	952	7	92.2
Jeremiah King..	ERL	SO	6	113	48	8	42.5	617	4	85.9

TOTAL OFFENSE	Team	Cl	G	Rush	Pass	Plays	Total	Yds/G
Greg Neuendorf..	DEN		8	-134	2741	455	2607	325.9
Jake Knott.....	WAB	JR	8	264	2147	316	2411	301.4
Bubba Smith....	ALL	SO	8	46	1591	291	1637	204.6
Greg Cornett...	WIT	JR	9	33	1698	242	1731	192.3
Tony Miga.....	KEN	SR	7	56	1271	327	1327	189.6
Jeff Spraggins..	WOO	JR	6	-118	1211	185	1093	182.2
Ryan Squatrito..	OBE	FR	6	140	952	227	1092	182.0
Dwayne Pavkovic	HIR	SR	5	141	592	175	733	146.6
Matt Capone....	OWU	SR	8	1067	12	162	1079	134.9
Mike Jonesco...	OWU	SR	8	27	955	172	982	122.8

PUNT RETURNS	Team	Cl	G	Ret	Yds	TD	Avg
Dele Kadri.....	DEN		8	15	173	1	11.5
Brian Woods....	ALL	SO	8	13	143	0	11.0
Chad Berndt....	ERL	JR	7	13	129	0	9.9
John Pascarella	HIR	JR	7	9	87	0	9.7
Joe Cowart.....	ALL	JR	8	13	124	0	9.5
Josh Bronaugh..	WAB	SO	8	24	205	0	8.5
Jason Stephan..	WIT	FR	8	17	141	0	8.3
Zach Lewis....	OBE	FR	7	13	103	0	7.9
John Nelson....	WIT	SR	9	9	71	0	7.9
Nick Hajjar....	WOO	JR	7	13	93	0	7.2

RECEPTIONS/GAME	Team	Cl	G	Rec	Yds	TD	Avg/C	Rec/G
Ryan Short.....	WAB	JR	8	54	687	10	12.7	6.75
R. Valenzuela..	OBE	JR	7	47	797	5	17.0	6.71
Ryan Hite.....	DEN		8	51	764	9	15.0	6.38
Milan Perazich.	KEN	SO	6	38	586	4	15.4	6.33
Jon Turner.....	ALL	SO	8	50	697	8	13.9	6.25
Andy Pillay....	KEN	SR	6	36	423	6	11.8	6.00
Chris Cabot....	WOO	SR	7	39	713	6	18.3	5.57
Mike Aljancic..	WIT	SR	9	46	650	8	14.1	5.11
Josh Jirgens...	DEN		8	40	790	7	19.8	5.00
Kurt Casper....	WAB	SR	8	40	663	6	16.6	5.00

KICKOFF RETURNS	Team	Cl	G	Ret	Yds	TD	Avg
Matt Capone....	OWU	SR	8	14	361	0	25.8
Nick Hajjar....	WOO	JR	7	16	400	0	25.0
Brian Woods....	ALL	SO	8	9	209	0	23.2
David Thompson.	ERL	SR	7	11	249	0	22.6
John Pascarella	HIR	JR	7	24	537	0	22.4
Zach Lewis....	OBE	FR	7	15	318	0	21.2
Jason Bastin...	HIR	FR	6	6	127	0	21.2
Neil Hall.....	KEN	SR	7	20	417	0	20.9
Josh Jirgens...	DEN		8	8	165	0	20.6
Kurt Casper....	WAB	SR	8	15	299	0	19.9

RECEIVE YDS/GAME	Team	Cl	G	Rec	Yds	TD	Avg/C	Yds/G
R. Valenzuela..	OBE	JR	7	47	797	5	17.0	113.9
Chris Cabot....	WOO	SR	7	39	713	6	18.3	101.9
Josh Jirgens...	DEN		8	40	790	7	19.8	98.8
Milan Perazich.	KEN	SO	6	38	586	4	15.4	97.7
Ryan Hite.....	DEN		8	51	764	9	15.0	95.5
Jon Turner.....	ALL	SO	8	50	697	8	13.9	87.1
Ryan Short.....	WAB	JR	8	54	687	10	12.7	85.9
Darryl Simmons.	WOO	SR	7	29	581	6	20.0	83.0
Kurt Casper....	WAB	SR	8	40	663	6	16.6	82.9
Mike Aljancic..	WIT	SR	9	46	650	8	14.1	72.2

PUNTING	Team	Cl	G	Punt	Yds	Avg
Aaron Polack...	ALL	SO	8	33	1254	38.0
Dan Ries.....	ERL	FR	7	39	1444	37.0
Ryan Hartschuh.	WOO	JR	7	42	1514	36.0
Bob Montag....	OBE	SR	7	36	1282	35.6
Patrick Howell.	KEN	SO	7	47	1663	35.4
Joe Lonnemann..	WAB	JR	8	53	1868	35.2
Tim Gaal.....	WIT	SO	9	42	1437	34.2
Brian Bauman...	HIR	SR	7	45	1469	32.6
B. Schumacher..	OWU	FR	8	22	664	30.2
Andy Stromwell.	DEN		8	46	1379	30.0

ALL PURPOSE	Team	Cl	G	Rush	Rev	PR	KR	Yds	Avg/G
Matt Capone....	OWU	SR	8	1067	158	0	361	1586	198.2
Neil Hall.....	KEN	SR	7	343	212	12	417	984	140.6
Daniel Grove....	WIT	JR	9	1056	121	0	0	1177	130.8
Shane Ream....	ALL	SR	6	680	61	0	0	741	123.5
R. Valenzuela..	OBE	JR	7	61	797	0	0	858	122.6
Kurt Casper....	WAB	SR	8	0	663	0	299	962	120.2
Josh Jirgens...	DEN		8	0	790	0	165	955	119.4
Brian Woods....	ALL	SO	8	259	301	143	209	912	114.0
Chris Cabot....	WOO	SR	7	7	713	0	72	792	113.1
Milan Perazich.	KEN	SO	6	0	586	16	41	643	107.2

SCORING	Team	Cl	G	TD	XPT	FG	Pts	Pts/G
Daniel Grove...	WIT	JR	9	18	0	0	108	12.0
Shane Ream....	ALL	SR	6	10	0	0	60	10.0
Matt Capone....	OWU	SR	8	13	0	0	78	9.8
Ryan Short.....	WAB	JR	8	10	0	0	60	7.5
Ryan Hite.....	DEN		8	9	0	0	54	6.8
Brian Woods....	ALL	SO	8	9	0	0	54	6.8
Chad Smith....	OWU	SO	8	9	0	0	54	6.8
Jon Turner.....	ALL	SO	8	8	0	0	48	6.0
Andy Pillay....	KEN	SR	6	6	0	0	36	6.0
Mike Aljancic..	WIT	SR	9	9	0	0	54	6.0

SCORING (TDs)	Team	Cl	G	TD	Rush	Pass	Ret	PAT	Pts	Pts/G
Daniel Grove....	WIT	JR	9	18	17	1	0	0	108	12.0
Shane Ream....	ALL	SR	6	10	10	0	0	0	60	10.0
Matt Capone....	OWU	SR	8	13	11	2	0	0	78	9.8
Ryan Short.....	WAB	JR	8	10	0	10	0	0	60	7.5
Chad Smith....	OWU	SO	8	9	9	0	0	0	54	6.8
Ryan Hite.....	DEN		8	9	0	9	0	0	54	6.8
Brian Woods....	ALL	SO	8	9	2	7	0	0	54	6.8
Jon Turner.....	ALL	SO	8	8	0	8	0	0	48	6.0
Mike Aljancic..	WIT	SR	9	9	1	8	0	0	54	6.0
Andy Pillay....	KEN	SR	6	6	0	6	0	0	36	6.0

FIELD GOALS	Team	Cl	G	FG	FGA	Pct.	FG/G
Joe Rogich.....	HIR	SR	4	3	4	75.0	0.75
Ben Woodcock...	KEN	FR	7	5	9	55.6	0.71
Aaron Polack...	ALL	SO	8	5	6	83.3	0.62
Steve Willever.	OBE	FR	7	4	8	50.0	0.57
Mike Elorreaga.	ERL	JR	7	3	6	50.0	0.43
Conrad Hindert.	WIT	SO	8	3	7	42.9	0.38
Richie McNally.	WOO	FR	7	2	5	40.0	0.29
Brian Leach....	OWU	SR	8	2	3	66.7	0.25
Olmy Olmstead..	WAB	SO	8	2	5	40.0	0.25
John Gresham...	ERL	SO	5	1	2	50.0	0.20

SCORING (KICK)	Team	Cl	G	PATs	FGs	Pts	Pts/G
Brian Leach....	OWU	SR	8	37-40	2-3	43	5.4
Olmy Olmstead..	WAB	SO	8	34-37	2-5	40	5.0
Joe Rogich....	HIR	SR	4	8-9	3-4	17	4.2
Conrad Hindert.	WIT	SO	8	25-28	3-7	34	4.2
Steve Willever.	OBE	FR	7	16-18	4-8	28	4.0

FIELD GOAL PCT	Team	Cl	G	FG	FGA	Long	Pct.
-----------------------	------	----	---	----	-----	------	------



DENNIS M. COLLINS
Executive Director

P.O. Box 16679
Cleveland, OH 44116
Phone (440) 871-8100
Fax (440) 871-4221
ncac@northcoast.org
www.northcoast.org

ALLEGHENY COLLEGE ★ DENISON UNIVERSITY ★ EARLHAM COLLEGE ★ HIRAM COLLEGE ★ KENYON COLLEGE ★ OBERLIN COLLEGE
★ OHIO WESLEYAN UNIVERSITY ★ WABASH COLLEGE ★ WITTENBERG UNIVERSITY ★ COLLEGE OF WOOSTER

NCAC Fall Sports Update

For Immediate Release
October 28, 2001

**KENYON SWEEPS CROSS COUNTRY CHAMPIONSHIPS;
OHIO WESLEYAN WINS THIRD STRAIGHT NCAC WOMEN'S SOCCER TITLE**

CLEVELAND -- Following is a capsule roundup of the NCAC's fall sports action.

CROSS COUNTRY REPORT

Kenyon swept both the men's and women's titles at the 18th annual North Coast Athletic Conference Championships, held at Wabash Oct. 27. The Lords captured their third consecutive men's title while the Ladies took their second and first since 1995. Wittenberg junior **Abi Gerstle (Kettering, OH/Fairmont)** won the women's race, improving on her third-place finish of a year ago with a 19:09.45 clocking. Kenyon junior **Ben Hildebrand (Rochester, NY/Harley)** claimed the men's individual crown in 26:00.37 and earned his third career first-team All-NCAC honor. See the attached championship review for more in-depth information.

FIELD HOCKEY REPORT

The regular season has come to a close and Wooster has secured its second North Coast Athletic Conference title, its first since 1986. The Scots await word on their opposition for the NCAA tournament, which begins on Wednesday. Wittenberg, which secured second place with a pair of NCAC wins last week, is also being considered.

Notes: Denison's **Courtney Cordeiro (Easton, MD/St. Andrews School, DE)** scored the goal in Denison's 2-1 penalty strokes victory over DePauw. She also hit one of the Big Red's two penalty strokes to seal the win ... **Rebecca Aldred (Glen Mills, PA/West Nottingham Academy)** of Earlham scored twice and added an assist in a 3-1 Quaker victory over Bellarmine ... Wittenberg sophomore **Barb Keselman (Ann Arbor, MI/Huron)** scored the game winner in overtime against Denison. Teammate **Emily Duh (Hellertown, PA/Saucon Valley)**, a junior, had tied the game at one with three minutes remaining in regulation. The Tigers' 10-2 NCAC mark ties their best ever.

A T H L E T I C S O F T H E W E E K	MEN'S CROSS COUNTRY: Kenyon junior Ben Hildebrand (Rochester, NY/Harley) posted a time of 126:00.37 over 8,000 meters to win the individual title at the NCAC Championships at Wabash on Oct. 27. He finished 11 seconds ahead of his nearest competitor.
	WOMEN'S CROSS COUNTRY: Wittenberg junior Abi Gerstle (Kettering, OH/Fairmont) posted a time of 19:09.45 over 5,000 meters to win the individual title at the NCAC Championships at Wabash on Oct. 2. She finished 7 seconds ahead of her nearest competitor.
	FIELD HOCKEY: Oberlin junior Chaney Stewman (Gibsonia, PA/Vincentian Academy) led the Yeowomen to three victories last week. She scored five goals and added two assists as Oberlin defeated Haverford, Bryn Mawr and Transylvania by a combined score of 12-1. Stewman now leads the NCAC in scoring with 29 points in 17 games (1.71 points per game).
	MEN'S SOCCER: Ohio Wesleyan senior midfielder Ryan Miller (Delaware, OH/Hayes) totalled four goals and an assist last week, leading the Bishops to three conference wins and the number one seed in the NCAC tournament. Miller started the week with an assist in a 2-0 win over Wabash. He then notched the gamewinner in overtime in OWU's 1-0 triumph over Denison. He finished the week with a hat trick against Hiram as the Bishops won, 4-0.
	WOMEN'S SOCCER: Ohio Wesleyan senior defender Katie Buchert (Middletown, OH/Middletown) scored the lone goal in the Bishops' 1-0 victory in the championship game of the NCAC Women's Soccer Tournament, leading her team to their third straight conference championship. Buchert certainly has a superb sense of timing, as the goal was her first of the season.
	VOLLEYBALL: Wittenberg middle hitter Tiffany Keller (Massillon, OH/Tuslaw) led the Tigers to a 3-1 record at the Trinity Invitational. She smashed 46 kills and had a .463 attack percentage. She also paced the team with 19 blocks as Wittenberg beat two ranked opponents and extended a third one to five games.

MEN'S SOCCER REPORT

Ohio Wesleyan University (8-1-0, 13-6-0) has earned the top seed in the NCAC Men's Soccer Tournament. The Bishops will host fourth-seeded Kenyon (6-2-1, 8-5-3) on Friday. Denison (7-2-0, 11-6-0) earned the second seed and will face third-seeded Allegheny (7-2-0, 12-4-0), also on Friday. The winners of Friday's matches will advance to Saturday's tournament final. Game times will be determined on Monday. (See enclosed bracket).

Notes: Hiram senior midfielder **Rich Behling (Cecil, PA/Canon-McMillan)** scored four goals in three games last week, including the Terriers 5-0 shutout over Defiance ... Ohio Wesleyan sophomore forward Paul Smith (**Dublin, OH/Columbus Watterson**) set up two consecutive gamewinning goals last week, assisting on the deciding score against both Denison and Hiram ... Wabash forwards **Carlos Aguirre (Indianapolis, IN/Ben Davis)**, a junior, and sophomore **Brandon Hall (Boise, ID/Capital)** scored to give the Little Giants a 2-0 lead over Oberlin last week. Oberlin tallied one goal as the game ended 2-1 in favor of Wabash. Aguirre's goal was his 10th of the season ... Wooster senior **Dan Kelly (Parma Hts., OH/Holy Name)** closed out his career with a goal in each of his final two matches. He tied the Wittenberg game at three with 10:23 remaining on the clock (Wooster won 4-3) and then put in the gamewinner in overtime against Earlham (Scots won 2-1). Kelly's 13 goals are the most by a Wooster player since All-America **Mphatso Namwali** netted 16 in 1992 ... The latest NSCAA Great Lakes Regional Coaches' Poll (Oct. 22) ranks Ohio Wesleyan seventh and Allegheny eighth.

WOMEN'S SOCCER REPORT

Ohio Wesleyan (8-0-0, 17-1-0) claimed their third straight NCAC Championship, their sixth overall. The Bishops capped their 2001 campaign with a perfect run through the NCAC Women's Soccer Tournament. In the semifinals, Ohio Wesleyan held off Wittenberg (4-3-1, 7-7-3), 1-0. The Bishops then used a 1-0 score to beat tournament runner-up Denison (7-1-0, 14-4-0) in the final. The Big Red had defeated Allegheny (5-3-0/13-6-0), 2-0, in their semifinal game. As North Coast Champions, the Bishops have earned the conference's automatic bid into the NCAA Division III playoffs. Due to their strong season Denison may also be under consideration for a berth into the playoffs. First-round games are scheduled for Wednesday, Oct. 31. Complete matchups and site information will be released Monday.

Notes: Ohio Wesleyan relied on its strong defense in the championship game, allowing Denison only one shot on goal The NSCAA poll of Oct. 22, ranks Ohio Wesleyan second in Div. III and Denison 23rd. The Bishops rank first in the Great Lakes Region while the Big Red are fourth and Allegheny is fifth ... Hiram junior midfielder **Jen Viviel (Northfield, MA/Greenfield)** tallied four goals and an assist as the Terriers split two games last week. She found the back of the net three times in Hiram's 7-4 win over Pitt-Greensburg and also contributed an assist. She scored once in a 3-1 loss to Carnegie Mellon.

SWIMMING AND DIVING REPORT

The 2001-02 North Coast Athletic Conference swimming season started at last weekend's NCAC Relays, hosted by Kenyon. In the men's competition, Kenyon won the meet with 160 points, followed by Wabash (152) in second. Denison was third (128), Wittenberg placed fourth (76) and places five through nine were Hiram (66), Allegheny (64) and Ohio Wesleyan (64), Oberlin (48) and Wooster (46). On the women's side, Kenyon (180) took first, with Wooster (128) in second. Third place was Denison (126), followed by Wittenberg (120) in fourth. Ohio Wesleyan (76), Allegheny (66), Oberlin (62) and Hiram (28) rounded out places five through eight.

VOLLEYBALL REPORT

The 18th North Coast Athletic Conference volleyball tournament begins on Tuesday night with quarterfinal matches at four different sites. Top-seeded Wittenberg begins its title defense when they host eighth-seeded Oberlin; Second-seeded Denison hosts number-seven seed Kenyon; Allegheny (#3) and Wooster (#4) host Hiram (#6) and Ohio Wesleyan (#5), respectively. All four matches begin at 7 p.m. The highest remaining seed will host the semifinals Friday and the championship on Saturday.

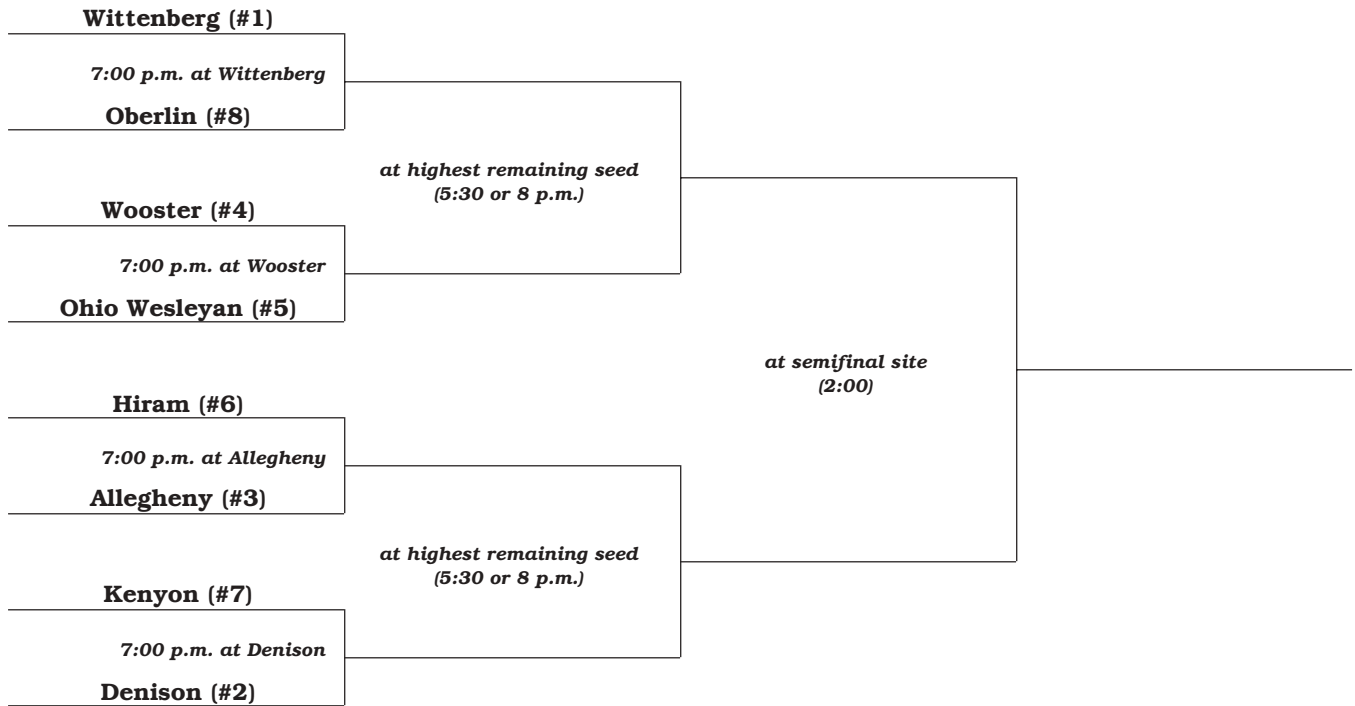
Notes: In the last week of the regular season, Allegheny took first place in the silver pool with a 3-1 mark at the Elizabethtown tournament. **Meghan Radkowski (St. Mary's, PA/Elk County Christian)** was named to the all-tournament team ... Denison won all four of its matches at the Kenyon Invitational, all in straight sets ... Senior middle hitter **Andrea Watkins (Blue Creek, OH/West Union)** of Hiram was named to the all-tournament team at the Terriers' own invitational. She recorded 16 kills, five aces, 28 digs and eight blocks in three matches. Freshman teammate **Theresa Roads (Fairlawn, OH/Copley)** recorded 31 kills and 11 aces ... Kenyon junior middle hitter **Cori Arnold (West Lafayette, OH/Ridgewood)** had 43 kills, 45 digs and 19 blocks in 14 games last week ... Wittenberg capped the regular season with an impressive showing at the Trinity (TX) Invitational. The Tigers upended second-ranked Juniata and third-ranked Wartburg, and extended fifth-ranked Trinity to five games before falling, 15-12 in the fifth set.

2001 NORTH COAST ATHLETIC CONFERENCE VOLLEYBALL CHAMPIONSHIPS

Tuesday, Oct 30

Friday, Nov. 2

Saturday, Nov. 3

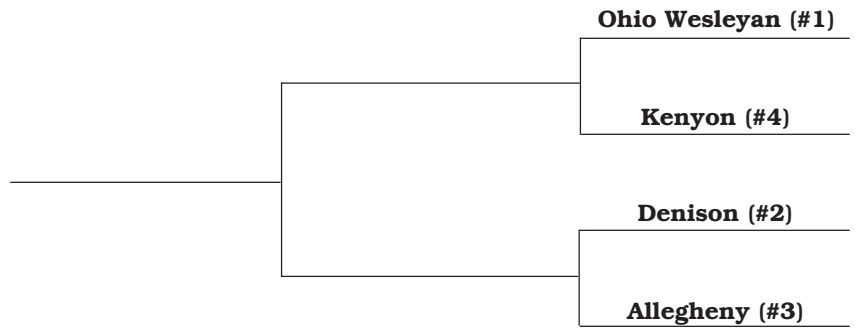


Saturday, Nov. 3

Friday, Nov. 2

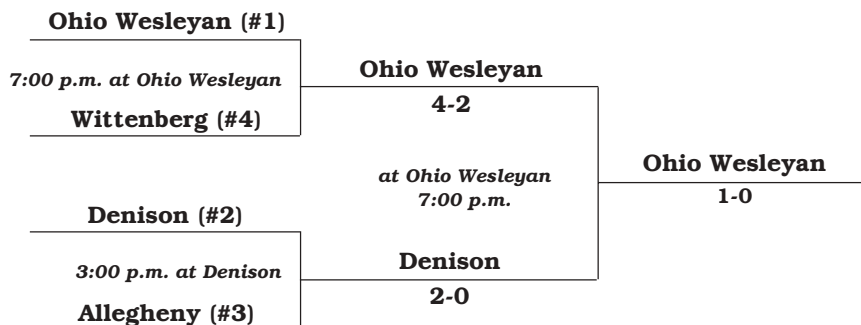
2001 NORTH COAST ATHLETIC CONFERENCE MEN'S SOCCER TOURNAMENT

hosted by Ohio Wesleyan University



Wednesday, Oct 24

Saturday, Oct. 27



2001 NORTH COAST ATHLETIC CONFERENCE WOMEN'S SOCCER TOURNAMENT

**NORTH COAST ATHLETIC CONFERENCE
MEN'S SOCCER REPORT -- STANDINGS/STATISTICS**

Oct. 28, 2001

	NCAC						OVERALL					
	W	L	T	PTS	GF	GA	W	L	T	PCT	GF	GA
1) OHIO WESLEYAN	8	1	0	24	23	2	13	6	0	.684	44	15
2) DENISON	7	2	0	23	15	5	11	6	0	.647	29	28
3) ALLEGHENY	7	2	0	18	12	6	12	4	0	.750	25	15
4) KENYON	6	2	1	17	14	8	8	5	3	.594	21	17
5) WOOSTER	4	5	0	12	18	19	11	6	0	.647	43	25
6) WITTENBERG	4	5	0	11	23	11	10	7	1	.583	44	19
WABASH	3	5	1	11	11	20	5	8	2	.400	22	36
8) EARLHAM	2	6	1	9	17	18	6	9	2	.412	24	26
9) HIRAM	2	6	1	8	8	19	8	9	1	.472	33	31
10) OBERLIN	0	9	0	0	9	41	1	14	0	.067	14	65

SCORING LEADERS

	GP	G	A	PTS	PPG
Taggart Suddes, WIT	18	12	10	34	1.89
Dan Kelly, WOO	17	13	2	28	1.65
Adam Milligan, WOO	17	10	5	25	1.47
Carlos Aguirre, WAB	15	10	2	22	1.47
Philip Hoffman, OWU	18	7	7	21	1.17
Richie Behling, HIR	17	8	3	19	1.12
Dave Fitzgerald, DEN	17	7	4	18	1.06
Brett Dunlap, OWU	14	6	2	14	1.00

LAST WEEK'S NCAC RESULTS

Allegheny 1, Wittenberg 0
 Denison 1, Kenyon 0
 Ohio Wesleyan 1, Denison 0 (overtime)
 Ohio Wesleyan 2, Wabash 0
 Ohio Wesleyan 4, Hiram 0
 Wabash 2, Oberlin 1
 Wooster 2, Earlham 1 (overtime)
 Wooster 4, Wittenberg 3

GOALIE LEADERS

	MIN	GA	SV	SHO	GAA
Adam Roberts, OWU	1089	10	32	2.0	0.83
Colin Blanche, KEN	1096	11	57	5.0	0.90
L.J. Marks, ALL	1288	13	73	8.0	0.91
Danny Carman, WIT	1478	19	112	4.0	1.16

OTHER RESULTS

Allegheny 2, Westminster 1 (overtime)
 Hiram 3, Thiel 1
 Hiram 5, Defiance 0

**NORTH COAST ATHLETIC CONFERENCE
WOMEN'S SOCCER REPORT -- STANDINGS/STATISTICS**

Oct. 28, 2001

	NCAC						OVERALL					
	W	L	T	PTS	GF	GA	W	L	T	PCT	GF	GA
1) OHIO WESLEYAN	8	0	0	24	45	3	17	1	0	.944	73	9
2) DENISON	7	1	0	20	30	8	14	4	0	.778	55	18
3) ALLEGHENY	5	3	0	16	23	9	13	6	0	.684	50	22
WITTENBERG	4	3	1	13	21	12	7	7	3	.500	43	31
5) WOOSTER	4	3	1	12	15	10	10	5	1	.656	35	20
6) KENYON	2	5	1	9	8	15	6	8	1	.433	16	26
7) EARLHAM	2	6	0	6	7	20	4	10	1	.300	11	30
8) OBERLIN	1	6	1	3	6	30	7	9	1	.441	34	40
HIRAM	1	7	0	3	2	36	6	11	0	.353	23	64

Places 1-4 determined by the NCAC tournament

SCORING LEADERS

	GP	G	A	PTS	PPG
Becky Kanuch, OBE	17	13	8	34	2.00
Katy Sturtz, OWU	17	15	3	33	1.94
Courtney Stackhouse, OBE	17	12	6	30	1.76
Stephanie Hulke, WOO	16	11	3	25	1.56
Megan Trau, DEN	17	12	2	26	1.53
Jane Och, ALL	19	7	14	28	1.47
Dana Grandmaison, DEN	18	11	4	26	1.44
Liz Clifford, HIR	13	8	1	17	1.31
Jill Malone, OWU	14	8	2	18	1.29
Geri Woessner, WIT	17	8	6	22	1.29

NCAC TOURNAMENT RESULTS

Semifinals
 Denison 2, Allegheny 0
 Ohio Wesleyan 4, Wittenberg 2
 Championship
 Ohio Wesleyan 1, Denison 0

GOALIE LEADERS

	MIN	GA	SV	SHO	GAA
Mindy Hammond, OWU	828	3	18	4.0	0.33
Liz Clapacs, DEN	1068	9	45	5.0	0.76
Joan Anderson, ALL	1622	21	74	4.0	1.17
Nicole Roman, WOO	1225	16	71	4.0	1.18

OTHER RESULTS

Allegheny 4, Grove City 0
 Hiram 7, Pitt-Greensburg 4
 Carnegie Mellon 3, Hiram 1

**NORTH COAST ATHLETIC CONFERENCE
FIELD HOCKEY REPORT -- STANDINGS/STATISTICS**

Oct. 28, 2001

	NCAC						OVERALL					
	W	L	T	PCT	GF	GA	W	L	T	PCT	GF	GA
1) WOOSTER	11	1	0	.917	27	7	15	3	0	.833	37	15
2) WITTENBERG	10	2	0	.833	26	9	13	5	0	.722	31	18
3) OBERLIN	5	7	0	.417	23	16	10	7	0	.588	46	17
OHIO WESLEYAN	5	7	0	.417	17	23	8	9	0	.471	21	29
DENISON	5	7	0	.417	19	19	6	12	0	.333	23	34
6) EARLHAM	3	9	0	.250	15	34	6	11	0	.353	22	42
KENYON	3	9	0	.250	12	29	5	12	0	.294	24	36

SCORING LEADERS

	GP	G	A	PTS	PPG
Chaney Stewman, OBE	17	10	9	29	1.71
Emily Johnson, OBE	17	12	1	25	1.47
Emily White, WOO	17	9	7	25	1.47
Miriam Esber, WOO	18	10	4	24	1.33
Rebecca Aldred, ERL	17	8	5	21	1.24
Amy Burlingame, WIT	17	7	6	20	1.18

LAST WEEK'S NCAC RESULTS

Denison 3, Kenyon 1
Wittenberg 2, Denison 1 (overtime)
Wittenberg 2, Earlham 0

OTHER RESULTS

Denison 2, DePauw 1 (penalty strokes)
Earlham 1, Hanover 0 (overtime)
Earlham 3, Bellarmine 1
Lindenwood 2, Wooster 1
Oberlin 2, Haverford 0
Oberlin 5, Bryn Mawr 0
Oberlin 5, Transylvania 1
Ohio Wesleyan 2, Centre 0
U of the South 2, Kenyon 1
Wittenberg 2, Rhodes 0

GOALIE LEADERS

	GP	GA	SV	SHO	SV%
Pam Walker, OBE	15	7	105	3.0	.938
Georgina Klinzing, WIT	11	5	43	7.0	.896
Shannon Shehan, ERL	17	44	257	2.0	.854

**NORTH COAST ATHLETIC CONFERENCE
VOLLEYBALL REPORT -- STANDINGS/STATISTICS**

Oct. 28, 2001

	NCAC			OVERALL		
	W	L	PCT	W	L	PCT
1) WITTENBERG	8	0	1.000	23	8	.742
2) DENISON	7	1	0.875	19	11	.633
3) ALLEGHENY	5	3	0.625	16	12	.571
WOOSTER	5	3	0.625	16	14	.533
5) OHIO WESLEYAN	4	4	0.500	11	20	.355
HIRAM	4	4	0.500	17	16	.515
7) KENYON	2	6	0.250	3	20	.130
8) OBERLIN	1	7	0.125	2	26	.071
9) EARLHAM	0	8	0.000	2	28	.067

ATTACK LEADERS

	GP	K	KPG
Monica McDonald, WIT	113	497	4.40
Erin Donnell, WOO	81	307	3.79
Kelly McAllister, WOO	93	345	3.71
Meghan Radkowski, ALL	92	309	3.36
Teresa Murphy, WIT	115	370	3.22

LAST WEEK'S RESULTS

Albion d. Kenyon 27-30, 30-25, 23-30, 32-30, 15-6
Albion d. Wooster 30-22, 30-18, 30-28
Allegheny d. Elizabethtown 30-32, 30-20, 30-2, 30-22
Allegheny d. Haverford 30-13, 30-16, 30-23
Allegheny d. Kean, 30-25, 30-14, 30-18
Concord d. Oberlin 30-17, 30-12, 30-16
Denison d. Wooster 30-10, 30-19, 30-21
Denison d. Albion 30-0, 30-23, 30-22
Denison d. Kenyon 30-26, 30-24, 30-20
Denison d. St. Mary's 30-19, 30-14, 30-27
Fairmont St. d. Oberlin 30-23, 30-14, 30-10
Geneva d. Wooster 30-27, 30-27, 30-25
Kenyon d. St. Mary's 30-27, 30-22, 30-26
Marietta d. Oberlin 30-17, 30-8, 36-34
Muskingum d. Ohio Wesleyan 30-27, 30-27, 30-16
Oberlin d. Ursuline 30-25, 16-30, 17-30, 30-20, 15-11
St. Mary's d. Wooster 21-30, 30-25, 30-25, 25-30, 15-9
Susquehanna d. Allegheny 30-28, 30-24, 30-27
Thomas More d. Hiram 30-13, 30-25, 30-23
Trinity d. Wittenberg 26-30, 30-16, 30-24, 28-30, 15-12
Westminster d. Hiram 30-23, 26-30, 25-30, 30-23, 15-7
Wittenberg d. Juniata 30-23, 32-30, 28-30, 26-30, 15-12
Wittenberg d. Texas Lutheran 30-20, 30-23, 30-25
Wittenberg d. Wartburg 27-30, 33-31, 25-30, 30-24, 15-13
Wooster d. Kenyon 30-24, 30-21, 30-24

SETTING LEADERS

	GP	A	APG
Regann Goodwin, DEN	104	1117	10.74
Vicki Kajder, ALL	100	993	9.93
Shana Heilbron, OWU	108	1004	9.30
Charity Norman, HIR	104	868	8.35
Sarah Yuskewich, WIT	115	944	8.21

BLOCK LEADERS

	GP	B	BPG
Cori Arnold, KEN	79	106	1.34
Jen Petkovsek, WOO	93	97	1.04
Tiffany Keller, WIT	113	105	0.93
Dhira Dale, ALL	100	98	0.98
Watkins, HIR/Bachner, ERL	101	92	0.91

DIG LEADERS

	GP	D	DPG
Meghan Radkowski, ALL	92	383	4.16
Beth Moore, WOO	77	312	4.05
Lauren Camp, KEN	79	310	3.92
Emily Thorton, OWU	99	386	3.90
Jen Petkovsek, WOO	93	353	3.80