



**DENNIS M. COLLINS**  
Executive Director

P.O. Box 16679  
Cleveland, OH 44116  
Phone (440) 871-8100  
Fax (440) 871-4221  
ncac@northcoast.org  
www.northcoast.org

ALLEGHENY COLLEGE ★ DENISON UNIVERSITY ★ EARLHAM COLLEGE ★ HIRAM COLLEGE ★ KENYON COLLEGE ★ OBERLIN COLLEGE  
★ OHIO WESLEYAN UNIVERSITY ★ WABASH COLLEGE ★ WITTENBERG UNIVERSITY ★ COLLEGE OF WOOSTER

### ***NCAC Spring Sports Update***

**DENISON WINS WOMEN'S TENNIS CHAMPIONSHIP;  
SIX CHAMPIONSHIPS SET FOR THIS WEEK**

**For Immediate Release  
April 29, 2002**

**CLEVELAND** -- Following is a capsule roundup of the NCAC's spring sports action.

### **BASEBALL REPORT**

Wooster (10-1, 32-3), Allegheny (8-3, 22-6), Ohio Wesleyan (10-2, 29-8) and Wittenberg (10-2, 21-13) have earned spots in the NCAC Tournament, which will be held in two rounds, beginning Saturday and Sunday. Ohio Wesleyan, the number one seed in the West, will host Allegheny, the number two seed in the East, in a best-of-three series consisting of three nine-inning games. Wooster, the number one seed in the East, will host Wittenberg, number two in the West. The Bishops and Tigers finished with identical 10-2 divisional records; Ohio Wesleyan won the tiebreaker between the two teams by taking two out of three games from Wittenberg last week, the final week of regular season play.

The two winners of the first round will advance to the tournament finals, to be held at Thurmon Munson Memorial Stadium on Thursday and Friday, May 9-10 in Canton. The NCAC champion shall be the winner of the NCAC tournament. Places 1 through 4 are determined by the conference tournament. Places 5-10 are determined by division standings – the third-place teams in each division tie for fifth, the fourth-place teams tie for seventh and the fifth-place teams tie for ninth. Ties will not be broken. The tournament winner will also receive the conference's automatic bid into the NCAA Division III Tournament. Last spring, Ohio Wesleyan swept Allegheny in two games to win the 2001 crown. The Bishops have won the past two titles, and have seven overall. Wooster has claimed seven championships, while the Gators have claimed four.

Denison sophomore second baseman **Alex Nikolich (Prospect, KY/Kentucky Country Day)** went 8-for-15 with one run and four RBI last week. He has hit safely in 14 of the last 15 games, including the last five contests. Nikolich finished the season leading Denison with a .429 average in 126 at-bats, with 38 RBI and with a .587 slugging percentage ... Earlham sophomore **Alan Campbell (Hagerstown, IN/Hagerstown)** hit a three-run homer to help the Quakers in a 10-7 loss to Wabash ... Two Hiram freshman pitchers picked up wins last week. **Jim Moorhead (Youngstown, OH/Ursuline)** earned a victory over Case Western Reserve in his first collegiate start. He allowed five hits and two earned runs over six innings, striking out three batters. **Jeff Nastase (Poland, OH/Seminary)** earned a win in relief against Oberlin. He allowed six hits and two runs in eight innings, striking out two ... Kenyon senior pitcher **Carl Weber (Lancaster, NH/Mt. Hermon, MA)** pitched two complete games and picked up wins against Earlham and St. Mary's ... Oberlin sophomore lefty **Troy DeWitt (San Diego, CA/The Bishops School)** fanned 26 batters in three games last week. He allowed 12 hits, four runs and two earned runs over 20.2 innings. Oberlin was 1-2 on the week ... Ohio Wesleyan junior second baseman **Joe Deck (Waverly, OH/Waverly)** came up big for the Bishops when they needed him most. In the deciding game of the three-game OWU-Wittenberg series, Deck was 4-for-4 with five RBI and two runs. The Bishops won the game, which helped them win the tiebreaker over Wittenberg for the number one seed in the West. For the week, Deck was 9-for-16 (.563) in six games with two doubles, a home run, six runs and 10 runs batted in ... Wabash freshman shortstop **Danny Schubert (Lebanon, IL/Lebanon)** had six hits in two games for the Little Giants, three in each game. The rookie shortstop was 3-for-4 in the first game with a run scored before taking control of the second game. Schubert was 3-for-4 in the second contest, scoring three runs and tallying five RBI. He reached base in the first inning after being hit by pitch, then in his second at bat, with Wabash leading 1-0, Schubert slammed his first career home run, a three-run shot over the left center field wall, to give the Little Giants a 4-0 lead. Schubert had a single, double, and home run in four at bats in the second game.

**PLAYER OF THE WEEK:** Wittenberg senior shortstop **Bryan Burke (Brunswick, OH/Brunswick)** hit safely in all six of the Tigers' games last week. He scored at least one run and recorded at least one RBI in each contest. For the week, Burke was 17-for-27 (.630) with four homers and two doubles. He totalled 12 runs, 13 runs batted in and was walked only once.  
**PITCHER OF THE WEEK:** Wooster senior **Josh Frank (Wooster, OH/Northwestern)** pitched the first three innings against Ohio State and tossed eight scoreless innings in the third and deciding game of the Wooster-Allegheny series last week. For the week, he allowed three runs (two earned) on nine hits and five walks, while striking out 11 in 11 innings of work. Frank is 5-0 with the lowest ERA (1.83) among Wooster's starters.

**GOLF REPORT**

The North Coast Athletic Conference Golf Championships are set for Friday and Saturday, May 3-4 at Apple Valley Golf Course in Mt. Vernon, Ohio. Kenyon College is host to the 18th annual championship. Last spring Allegheny shot a combined 621 to earn its eighth conference title - the most by any NCAC team. Runner-up Ohio Wesleyan (630) has won seven championships, while Wittenberg (657) and Wooster (667), fourth and fifth last year, respectively, have each claimed one. Oberlin will be making its first-ever appearance at the golf championship. The Yeomen added golf as a varsity sport this season.

In the final tune-up before the championships, eight of nine NCAC golf squads competed at Ohio Wesleyan's Strimer Invitational. Ohio Wesleyan was the top NCAC team, just one stroke off the winner, Otterbein, for the second week in a row, with a 24-over par 592. Denison (606) placed fourth in the 15-team event, followed by Wooster (617) in seventh and Wittenberg (621) in eighth. Kenyon (655), Wabash (675), Hiram (693) and Oberlin (696) wound up in places 11 through 14, respectively. The top individual from an NCAC school was **Chad Poling (Delaware, OH/Hayes)** of Ohio Wesleyan, who tied for second with a three-over score of 145, two strokes off the winner from Otterbein. **Bill Hallan (Okemos, MI/Okemos)** was Denison's top individual, who tied for fifth with three other golfers, including two from OWU - **Jay Tilton (Cincinnati, OH/Winton Woods)** and **Jonathan Wilson (Dayton, OH/Vandalia Butler)**. All three players shot a 6-over 148. Allegheny, the only conference team not at the Strimer Invitational, placed sixth at the Rochester Invitational.

**MEN'S LACROSSE REPORT**

One game remains to complete the 2002 North Coast schedule. The last contest of 2002 is Tuesday when Denison (4-0, 10-2) travels to Wooster (1-3, 5-5). The Big Red have earned at least a share of their seventh NCAC crown and can claim it for themselves with a victory over the Scots. All of the other NCAC squads have completed the conference portion of their schedules. Ohio Wesleyan (4-1, 8-5) is in second place, followed by Kenyon (3-2, 9-4) in third. Should the Scots defeat Denison, the Bishops would win a share of their 13th North Coast crown.

Kenyon senior midfielder **Mike Glancy (Rehoboth, MA/Pomfret)** scored four goals and added five assists in three games last week ... Ohio Wesleyan senior **Matt Coughlin (Denver, CO/Regis Jesuit)** scored five goals and five assists in the Bishops' win over Wittenberg.

**PLAYER OF THE WEEK:** Denison senior attackman **Andy MacIlwaine (Charlottesville, VA/St. Annes-Belfield School)** notched six goals and one assist to lead the Big Red in a 14-8 victory over Kenyon. The victory assured the Big Red of at least a share of the 2002 NCAC title.

**WOMEN'S LACROSSE REPORT**

Three-time defending champion, Denison (7-0, 8-6) is the top seed in this week's NCAC Tournament, which begins with quarterfinals on Tuesday. The Big Red and second-seeded Wooster (6-1, 10-5) receive byes through the opening round in the six-team event. Third-seeded Ohio Wesleyan (4-3, 10-7) hosts sixth-seeded Wittenberg (3-4, 6-7) and fourth-seeded Kenyon (3-4, 6-5) hosts fifth-seeded Oberlin (3-4, 5-7) in the quarterfinals. The semifinals and finals will be held at Oberlin on Friday and Saturday (see attached bracket). Denison claimed its 14th NCAC crown last May with a 15-10 win over Wooster at Kenyon. The tournament winner earns the NCAC Championship and also, for the third straight year, the NCAC's automatic entry into the NCAA Division III Championship.

Senior **Bridget Curley (Summit, NJ/Summit)** of Denison scored 13 goals and added three assists in three games for the Big Red last week. Her week was highlighted by a seven-goal performance in a 14-13 overtime decision over Wooster, including the game-winner in overtime ... Kenyon's **Sarah Woelkers (Bellingham, WA/Brunswick, ME)**, a senior midfielder, had a combined six goals and two assists in the Ladies' two games last week ... **Anna Ialeggio (Randolph, Vt./Union)** led Oberlin in two contests with seven goals. She now has 23 goals in 12 games ... Ohio Wesleyan freshman **Courtland Smith (Easton, MD/Canterbury, CT)** scored 13 goals and added an assist as the Bishops won three times ... Bishop goalkeeper **Jody Dickinson (Dublin, OH/Coffman)** allowed 11 goals and made 39 saves in three contests for a .780 saves percentage ... Wittenberg junior **Cara Romanowski (Collegeville, PA/Perkiomen Valley)** scored seven goals in a loss to Kenyon, two short of the Tiger record ... Wooster senior **Miriam Esber (Oxford, OH/Talawanda)** totaled nine points in helping lead Wooster to a 2-1 week. She scored two goals and two assists in the overtime loss to Denison, then followed with one goal and two assists against Earlham and added two more scores against Alfred.

**PLAYER OF THE WEEK:** Senior attack **Bridget Curley (Summit, NJ/Summit)** of Denison scored 13 goals and added three assists in three games for the Big Red last week. Her week was highlighted by a seven-goal performance in a 14-13 overtime decision over Wooster, including the game-winner in overtime.

**SOFTBALL REPORT**

Denison (12-2, 21-11) compiled the best conference record during the regular season to claim their second straight Regular Season Championship, as well as the number one seed heading into the NCAC Softball Tournament. The Big Red will host the top-four double-elimination tournament Friday and Saturday. Second-seeded Wooster (10-4, 18-13) will take on third seed Allegheny (10-4, 19-13) in the event's opening game at 10:00 a.m. Denison will face fourth-seed Kenyon (7-6, 15-14) in the second game at noon (see attached bracket for full schedule).

Denison senior pitcher/first baseman **Courtney Zollars (Westerville, OH/Westerville South)** was one error away from a perfect game against Oberlin last week. She was one strikeout away from recording a strike out for every out of the game. Zollars also tossed a one-hitter against Wittenberg in the first game of a doubleheader and picked up the win in the second game in relief. She allowed two hits and one run in her three appearances last week, walking two batters and striking out 26. Teammate **Kelly Robbins (Franklin, OH/Franklin)**, a senior outfielder, has now hit safely in the last six games, and in nine of the last 10. She leads the Big Red with a .416 average ... Kenyon senior pitcher **Denise Darlage (Powell, OH/Olentangy)** won two games last week, upping her record to 7-6 on the season. She allowed four earned runs off 12 hits over 14 innings. Darlage walked two and struck out 10 batters ... Allegheny's 4-3 win over Ohio Wesleyan lasted 12 innings - the longest game in North Coast softball history ... Wooster sophomore **Angie Barone (Akron, OH/St. Thomas Aquinas)** was 3-0 in four appearances last week. She totalled 26.0 innings pitched and gave up five runs (three earned) on 15 hits and 12 walks while striking out 25. She entered the first game of a twinbill against Kenyon and threw five innings of no-hit relief, then earned the win in the second game. Against John Carroll, Barone struck out 10 and held the Blue Streaks to one run on five hits. She wrapped up the week with a one-hitter in the opening game of a doubleheader with Wittenberg. Senior second baseman **Megan Hogue (Oxford, OH/Talawanda)** was 7-12 (.583) in four games last week. She tallied a double, a run, two RBI and a sacrifice bunt.

**PLAYER OF THE WEEK:** Kenyon senior first baseman **Kris Rainey (Cleveland Hts., OH/Beaumont)** went 6-13 (.462) in four games last week, with two doubles and a home run. Her four game totals include four runs scored and four runs batted in. **PITCHER OF THE WEEK:** Ohio Wesleyan junior **Emily Thornton (Columbus, OH/Watterson)** went 2-1 in three appearances for the Bishops last week. She tossed a two-hit shutout against Oberlin to start the week and followed with a three-hit complete game win over Allegheny in the first game of a doubleheader. In the second game, she went the distance, an OWU-record 11.2 innings, before Ohio Wesleyan fell to the Gators in the bottom of the 12th. For the week, she totalled 23.2 innings of work and five runs (two earned). She allowed 13 hits, walked four batters and fanned 20 more.

**MEN'S TENNIS REPORT**

One match remains on the 2002 North Coast Athletic Conference divisional schedule. In the East, Kenyon (3-0, 10-3) and Wooster (2-0, 10-8) enter the week tied for first place and the teams square off on Tuesday to settle the score. In the West, Denison (4-0, 9-11) and Wittenberg (3-1, 12-3) are the top two teams.

The top four teams from each division qualify for the 18th North Coast Athletic Conference Men's Tennis Championship, hosted by Ohio Wesleyan on Friday and Saturday. Denison has won the last five crowns in a row, and claimed at least a share of 11 of the previous 17 titles.

Last week, freshman **Ethan Branum (Doylestown, PA/New Hope-Solebury)** of Denison won both of his matches at sixth singles ... Earlham set a school record for wins in a season with 11 ... In a victory over Ohio Wesleyan, Wabash's **Mike Lynch (Evansville, IN/North)** and **Scot Paramoure (New Brownfels, TX/New Brownfels)** won at the top two singles spots and combined to win at first doubles.

**WOMEN'S TENNIS REPORT**

Denison (6-0, 15-3) swept three opponents 15-4 on the way to its second team title at the NCAC Championships held at Oberlin on April 26-27 (see attached bracket). The top-seeded Big Red topped Earlham (1-2, 8-6) and Wittenberg (3-3, 10-11) in early rounds. Denison capped its championship run with a hard-fought 5-4 triumph over second-seeded Kenyon (5-1, 18-6) in the finals. Denison has placed second 14 times in 16 years of North Coast competition; this is the Big Red's first women's title since 1994. Kenyon has won 15 NCAC team titles, including the last seven in a row. The Ladies defeated Wooster (1-5, 6-14) and Oberlin (3-3, 16-11) before falling to Denison. Wittenberg captured third with a 5-0 win over Oberlin in the consolation finals.

**TRACK & FIELD REPORT**

The 18th NCAC Championships will take place on Ohio Wesleyan's George Gauthier Track on Friday and Saturday, May 3-4. The Bishops are winners of the past three conference men's titles and have won four overall. Allegheny's women are three-time defending champions as well, and the Gators have claimed eight NCAC crowns.

At last weekend's Combined Events Championship, the results of which count toward the team standings, a pair of Wittenberg athletes took individual titles. Senior **Brian Gehle (Huntsville, OH/Indian Lake)** won the decathlon competition and sophomore **Geri Woessner (Dayton, OH/Oakwood)** claimed the heptathlon. Gehle won with a personal-best 6,040 points. That total met the NCAA Division III provisional qualifying standard. Woessner, who won the event last spring, scored 4,176 points, also a personal best, and met the NCAA's provisional qualifying mark.

Allegheny junior **Jeremy Scott (Norfolk, NE/Norfolk)** placed third in the collegiate pole vault championship at the Penn Relays, clearing a school record height of 17 feet, 4 3/4 inches. **Maureen Copeland (Mt. Pleasant, PA/Geibel)** and **Tiffany Bennett (Russell, PA/Eisenhower)** led the Gators at the Baldwin-Wallace Invitational. Copeland was second in the 10,000 meters (41:42.50) and Bennett was runner up in the javelin (132-9)... Senior **Don Beesing (Stow, OH/Stow-Monroe Falls)** was Hiram's top finisher at the B-W meet. He placed 11th in the 800 meters (1:57.00) ... **Ansley Scott (Gambier, OH/Mt. Vernon)** of Kenyon won the high jump at the Wooster Classic, clearing 5 feet even ... The top finisher for Wabash at their own Invitational was junior **Caleb Ishman (Gary, IN/Emerson Visual and Performing Arts)**, who placed second in the hammer with a throw of 146 feet, 9 inches ... **Joel Drake (Springfield, OH/Shawnee)** won the discus and **Melanie Zrarko (Hiram, OH/Crestwood)** won the 5000 meters to lead Wittenberg at the Otterbein meet ... The Scots won 12 events in the men's competition at their own invitational last weekend. **Nii Djan Tackie (Accra, Ghana/St. Thomas Aquinas)** was a double winner with first place finishes in the 100 meters (11.1) and long jump (19-10). On the women's side Wooster won seven events highlighted by **Liz Farina (Shrewsbury, MA/Shrewsbury)** who won the long (15-3) and triple (32-7 1/4) jumps.

**RUNNERS OF THE WEEK:** Ohio Wesleyan sophomore **Akeya Terrell (Gahanna, OH/Westerville North)** won the 400 meters at the Otterbein Twilight Invitational with a time of 59.06. Oberlin freshman **Brett Peterson (Greenville, MI)** placed second in the 400 meters at the Baldwin-Wallace Invitational with a time of 48.5, which broke a school record that had stood since 1964.

**FIELD ATHLETES OF THE WEEK:** Wittenberg sophomore **Geri Woessner (Dayton, OH/Oakwood)** took first place in the NCAC heptathlon competition with 4,176 points, her personal best. The score met the NCAA provisional qualifying standard. Wittenberg senior **Brian Gehle (Huntsville, OH/Indian Lake)** won the NCAC decathlon competition with 6,040 points, his personal best. The score met that NCAA provisional qualifying standard.

North Coast Athletic Conference Baseball Standings (as of Apr 28, 2002)

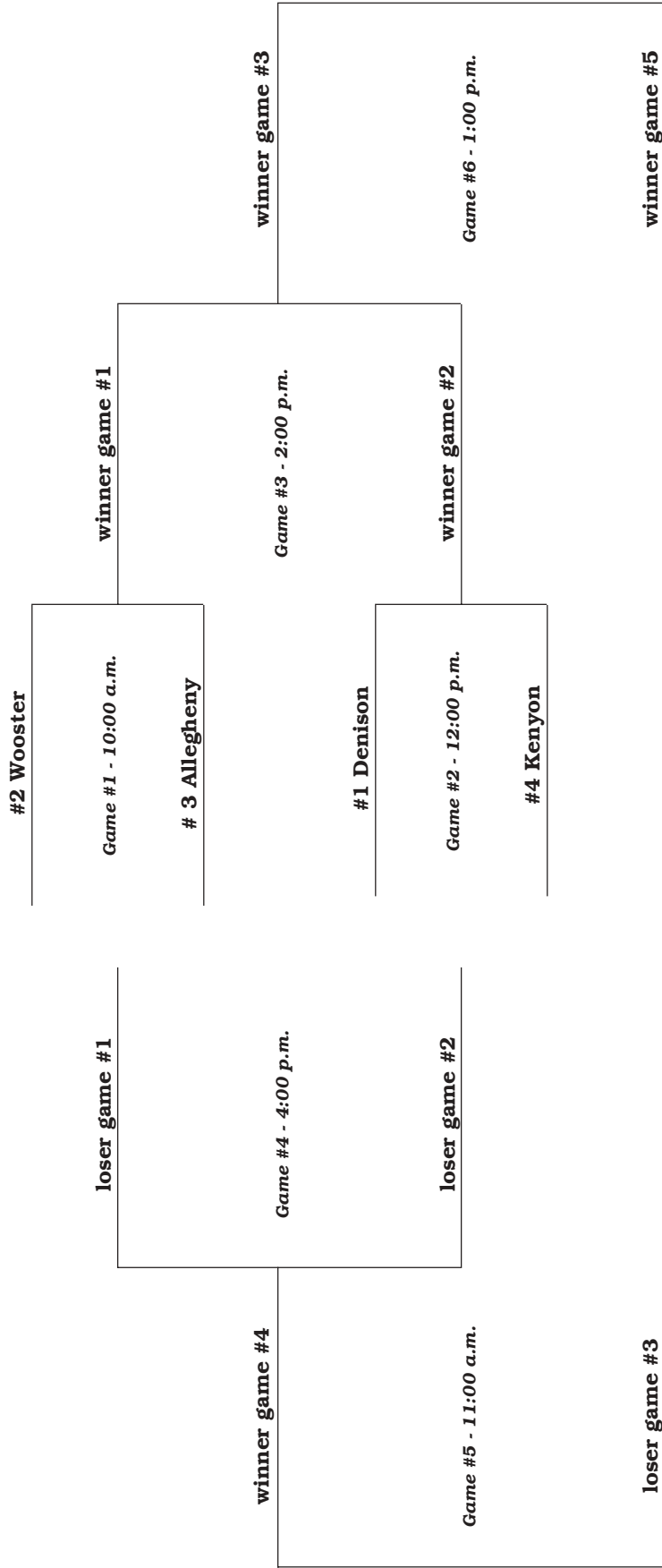
NCAC East										NCAC West									
Team	NCAC				Overall				Team	NCAC				Overall					
	W	L	T	Pct	W	L	T	Pct		W	L	T	Pct	W	L	T	Pct		
1. Wooster.....	10	1	0	.909	32	3	0	.914	1. Ohio Wesleyan *.....	10	2	0	.833	29	8	0	.784		
2. Allegheny.....	8	3	0	.727	22	6	0	.786	Wittenberg *.....	10	2	0	.833	21	13	0	.618		
3. Kenyon.....	3	7	0	.300	12	15	0	.444	3. Denison.....	5	7	0	.417	19	16	0	.543		
4. Hiram.....	3	8	0	.273	8	18	0	.308	4. Wabash.....	4	7	0	.364	17	22	0	.436		
5. Oberlin.....	2	7	0	.222	8	18	0	.308	5. Earlham.....	0	11	0	.000	3	27	0	.100		

\* Ohio Wesleyan wins tie-breaker over Wittenberg for number one seed in West

North Coast Athletic Conference Baseball Leaders Summary as of Apr 28, 2002 (All games)

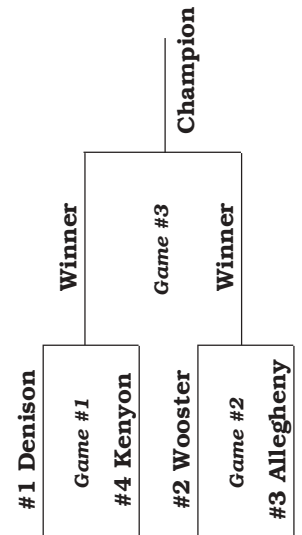
TEAM BATTING													HITS	
	G	Avg	AB	R	H	2B	3B	HR	BB	SO	SB-ATT			
Ohio Wesleyan.....	37	.384	1306	402	502	93	14	52	158	171	71-86	Drew Caravella OWU.....	72	
Wittenberg.....	34	.360	1097	259	395	88	9	26	101	140	34-45	Joe Loudenslager OWU.....	63	
Wooster.....	35	.353	1157	361	408	97	17	38	138	169	63-82	Matt Miller WOO.....	62	
Allegheny.....	28	.331	930	250	308	60	10	16	113	132	13-21	Shaun Rice OWU.....	60	
Denison.....	35	.329	1069	236	352	55	3	15	135	143	66-82	Scott Hirsch WIT.....	54	
Wabash.....	39	.289	1161	200	336	69	6	15	122	217	15-18			
Hiram.....	26	.278	781	153	217	37	3	14	91	145	22-33	<b>RUNS SCORED</b>		
Kenyon.....	27	.277	752	148	208	50	4	18	92	158	27-31	Joe Loudenslager OWU.....	54	
Earlham.....	30	.276	869	119	240	31	4	3	75	157	18-23	Shaun Rice OWU.....	52	
Oberlin.....	26	.251	742	88	186	31	1	5	93	176	28-35	Drew Caravella OWU.....	51	
Totals.....	158	.320	9864	2216	3152	611	71	202	1118	1608	357-456	J. Treadway WOO.....	47	
												Matt Miller WOO.....	45	
TEAM PITCHING													RUNS BATTED IN	
	G	ERA	W	L	Sv	IP	H	R	ER	BB	SO			
Ohio Wesleyan.....	37	2.56	29	8	4	306.2	301	171	112	121	270	Drew Caravella OWU.....	76	
Wooster.....	35	2.64	32	3	3	268.0	256	122	101	95	234	Joe Loudenslager OWU.....	45	
Allegheny.....	28	3.39	22	6	5	215.0	208	120	104	91	154	Shaun Rice OWU.....	44	
Oberlin.....	26	4.34	8	18	1	195.0	266	178	121	86	130	Jake Frank WOO.....	43	
Wittenberg.....	34	4.39	21	13	3	252.0	309	193	158	105	206	Matt Miller WOO.....	42	
Hiram.....	26	4.70	8	18	2	189.1	226	186	127	101	156			
Wabash.....	39	4.71	17	22	7	282.1	401	260	190	123	185	<b>DOUBLES</b>		
Denison.....	35	4.71	19	16	8	261.1	348	231	176	108	172	Drew Caravella OWU.....	18	
Kenyon.....	27	5.20	12	15	1	183.0	251	200	136	118	112	Scott Hirsch WIT.....	16	
Earlham.....	30	6.74	3	27	0	207.2	327	242	200	116	107	Trent West WIT.....	15	
Totals.....	158	4.23	171	146	34	2360.1	2893	1903	1425	1064	1726	M. Mack WAB.....	13	
												3 tied with 12 double(s)		
TEAM FIELDING													TRIPLES	
	G	PO	A	E	Pct	DP	PB	SBA-ATT						
Wooster.....	35	804	321	39	.966	23	6	12-14	Jake Frank WOO.....	6				
Allegheny.....	28	645	265	37	.961	23	4	25-35	Ryan Born WIT.....	4				
Ohio Wesleyan.....	37	920	390	71	.949	24	22	24-33	Joe Loudenslager OWU.....	4				
Denison.....	35	784	347	69	.942	16	5	22-42	J. Treadway WOO.....	3				
Wittenberg.....	34	756	308	65	.942	25	4	27-37	Shaun Rice OWU.....	3				
Hiram.....	30	623	258	55	.941	16	16	63-75	Shaun Rice OWU.....	3				
Wabash.....	39	847	394	84	.937	34	11	41-54						
Kenyon.....	27	549	235	57	.932	13	7	26-34	<b>HOME RUNS</b>					
Oberlin.....	26	585	252	64	.929	17	1	46-60	Shaun Rice OWU.....	15				
Hiram.....	26	565	271	81	.912	11	6	31-47	Drew Caravella OWU.....	13				
Totals.....	158	7078	3041	622	.942	202	82	317-431	B. Daugherty WOO.....	9				
									Bryan Burke WIT.....	8				
									Bob Spithaler ALL.....	8				
INDIVIDUAL BATTING													TOTAL BASES	
Min 2.0 AB/Team game	G	Avg	AB	R	H	RBI	2B	3B	HR	BB				
Drew Caravella OWU.....	37	.562	128	51	72	76	18	0	13	26	Drew Caravella OWU.....	129		
Joe Loudenslager OWU.....	36	.470	134	54	63	45	7	4	5	18	Shaun Rice OWU.....	123		
Bryan Burke WIT.....	26	.457	105	32	48	38	8	2	8	4	Matt Miller WOO.....	96		
Matt Miller WOO.....	35	.456	136	45	62	42	12	2	6	11	Joe Loudenslager OWU.....	93		
Scott Hirsch WIT.....	34	.435	124	38	54	24	16	0	3	16	Jake Frank WOO.....	87		
Shaun Rice OWU.....	35	.435	138	52	60	44	12	3	15	21				
Joe Koussa HIR.....	25	.423	97	18	41	14	6	0	1	4				
Alex Nikolich DEN.....	35	.421	121	19	51	32	5	2	2	24				
B. Renbarger WAB.....	39	.417	120	22	50	29	11	1	3	10				
Jake Frank WOO.....	35	.415	118	43	49	43	11	6	5	17				
INDIVIDUAL PITCHING													STOLEN BASES	
Min 1.0 IP/Team game	App	ERA	W-L	Sv	IP	H	R	ER	BB	SO		SB-ATT		
Josh Frank WOO.....	9	1.42	5-0	0	39.1	29	9	8	7	36	Zachary Pretzer OBE.....	19-22		
M. Englander WOO.....	10	1.44	8-1	0	63.0	53	18	13	16	46	Shaun Rice OWU.....	17-21		
Keith Gonzales ALL.....	7	1.60	4-1	0	35.0	21	9	8	15	25	J. Treadway WOO.....	16-17		
Tyler Mott OWU.....	13	1.81	6-2	0	62.0	50	27	16	9	43	Adam Mandel DEN.....	15-17		
J. Werner WOO.....	9	1.96	7-1	1	46.1	43	17	13	12	60	Brian Regan DEN.....	14-16		
Michael Myers OWU.....	11	2.49	5-0	0	50.2	53	27	18	23	34				
Curt Moenter OWU.....	12	2.51	8-2	0	61.1	56	31	22	28	77	<b>STRIKEOUTS</b>			
Adam Chonko DEN.....	11	2.54	4-4	0	49.2	55	31	18	13	26	Curt Moenter OWU.....	61.1 77		
Troy DeWitt OBE.....	10	2.58	4-3	1	54.1	51	30	20	12	54	J. Werner WOO.....	46.1 60		
C. Weber KEN.....	13	2.79	5-5	1	70.1	79	52	28	28	49	Troy DeWitt OBE.....	54.1 54		
											C. Weber KEN.....	70.1 49		
											J. Horne WAB.....	48.1 49		

# NORTH COAST ATHLETIC CONFERENCE 2002 Softball Tournament



Game #7 (if necessary) 3:00 p.m.

## Single Elimination Due to Weather (if necessary)



## Tournament Schedule

- |  |   |
|--|---|
| <p>Friday, May 4</p> <p>Game #1: 10:00 a.m.</p> <p>Game #2: 12:00 p.m.</p> <p>Game #3: 2:00 p.m.</p> <p>Game #4: 4:00 p.m.</p> | <p>Saturday, May 5</p> <p>Game #5: 11:00 a.m.</p> <p>Game #6: 1:00 p.m.</p> <p>Game #7: 3:00 p.m.</p> |
|--|---|

North Coast Athletic Conference Softball Standings (as of Apr 28, 2002)

Team	NCAC				Overall			
	W	L	T	Pct	W	L	T	Pct
1. Denison.....	12	2	0	.857	21	11	0	.656
2. Wooster*.....	10	4	0	.714	18	13	0	.581
Allegheeny*.....	10	4	0	.714	19	13	0	.594
4. Kenyon.....	7	6	0	.538	15	14	1	.517
5. Ohio Wesleyan.....	6	8	0	.429	11	16	1	.411
6. Wittenberg.....	5	8	0	.385	12	19	1	.391
7. Hiram.....	5	9	0	.357	12	18	0	.400
8. Oberlin.....	0	14	0	.000	3	22	0	.120

\* Wooster wins tiebreaker over Allegheny for second seed in the NCAC Tournament

North Coast Athletic Conference Softball Leaders Summary as of Apr 28, 2002 (All games)

TEAM BATTING	G	Avg	AB	R	H	2B	3B	HR	BB	SO	SB-ATT
Kenyon.....	30	.287	799	114	229	39	5	9	59	114	20-25
Denison.....	32	.277	863	157	239	40	4	2	61	92	33-38
Hiram.....	30	.275	757	156	208	31	10	4	72	103	80-98
Wooster.....	31	.265	839	119	222	35	4	4	75	117	16-20
Allegheny.....	32	.253	855	133	216	41	4	3	73	137	38-43
Wittenberg.....	32	.239	859	114	205	31	4	6	63	103	25-39
Ohio Wesleyan.....	28	.226	709	88	160	23	4	6	57	81	15-19
Oberlin.....	25	.225	587	88	132	28	3	2	48	138	18-20
Totals.....	120	.257	6268	969	1611	268	38	36	508	885	245-302

HITS	
Erika Downs ALL.....	39
Robertson KEN.....	36
O'Neill KEN.....	35
3 tied with 32 hit(s)	

RUNS SCORED	
Shawn Gledhill ALL.....	25
Christy Schneider WIT.....	25
Erika Downs ALL.....	23
Cara Bussell HIR.....	23
2 tied with 22 run(s) scored	

TEAM PITCHING	G	ERA	W	L	Sv	IP	H	R	ER	BB	SO
Denison.....	32	1.81	21	11	0	216.0	180	91	56	48	192
Wooster.....	31	2.23	18	13	1	210.1	184	108	67	89	181
Allegheny.....	32	2.25	19	13	0	224.1	206	114	72	52	98
Ohio Wesleyan.....	28	2.94	11	16	0	186.0	187	108	78	55	120
Kenyon.....	30	3.16	15	14	0	201.1	230	112	91	37	119
Wittenberg.....	32	3.44	12	19	0	211.1	241	146	104	60	107
Hiram.....	30	4.64	12	18	1	187.0	246	173	124	77	84
Oberlin.....	25	7.72	3	22	0	143.1	221	208	158	97	57
Totals.....	120	3.32	111	126	2	1579.2	1695	1060	750	515	958

RUNS BATTED IN	
Robertson KEN.....	22
Beth Walters WIT.....	21
Dawn Sweeney OBE.....	21
Julia Daher OBE.....	19
2 tied with 18 RBI(s)	

TEAM FIELDING	G	PO	A	E	Pct	DP	PB	SBA-ATT
Kenyon.....	30	604	294	48	.949	4	3	51-61
Wooster.....	31	636	276	49	.949	5	17	23-27
Allegheny.....	32	673	324	54	.949	7	11	43-53
Denison.....	32	648	275	51	.948	5	13	25-36
Ohio Wesleyan.....	28	558	230	46	.945	3	10	35-39
Wittenberg.....	32	634	286	55	.944	4	23	26-31
Hiram.....	30	555	266	79	.912	13	15	30-41
Oberlin.....	25	430	227	72	.901	2	6	56-60
Totals.....	120	4738	2178	454	.938	43	98	289-348

DOUBLES	
Beth Walters WIT.....	10
5 tied with 9 double(s)	

TRIPLES	
Jill Fuduric ALL.....	3
Monica Hayden HIR.....	3
Jamie Hanson HIR.....	3
4 tied with 2 triple(s)	

INDIVIDUAL BATTING	Min 2.0 AB/Team game	G	Avg	AB	R	H	RBI	2B	3B	HR	BB
Kelly Robbins DEN.....	27	.416	77	18	32	17	0	0	0	0	9
Robertson KEN.....	30	.414	87	22	36	22	4	0	8	9	
Erika Downs ALL.....	32	.368	106	23	39	7	9	0	0	10	
Rainey KEN.....	30	.368	87	18	32	10	7	1	1	7	
O'Neill KEN.....	30	.357	98	15	35	11	3	1	0	6	
K. Horst WOO.....	27	.356	73	12	26	12	6	1	1	3	
Beth Walters WIT.....	32	.356	90	21	32	21	10	1	3	13	
Jamie Hanson HIR.....	30	.353	85	19	30	16	9	3	2	4	
Jackie Dillenbeck HIR.....	23	.349	63	16	22	18	6	1	1	5	
Dawn Sweeney OBE.....	24	.344	64	12	22	21	9	2	2	4	
Amanda Weigand HIR.....	27	.326	86	21	28	4	1	0	0	5	
Shawn Gledhill ALL.....	32	.316	95	25	30	10	6	0	0	11	
Cara Bussell HIR.....	28	.304	79	23	24	15	3	2	0	15	
Norah Gillam WIT.....	32	.303	99	13	30	15	4	0	1	8	
Julia Daher OBE.....	25	.295	61	10	18	19	9	0	0	5	

HOME RUNS	
Robertson KEN.....	8
Beth Walters WIT.....	3
6 tied with 2 home run(s)	

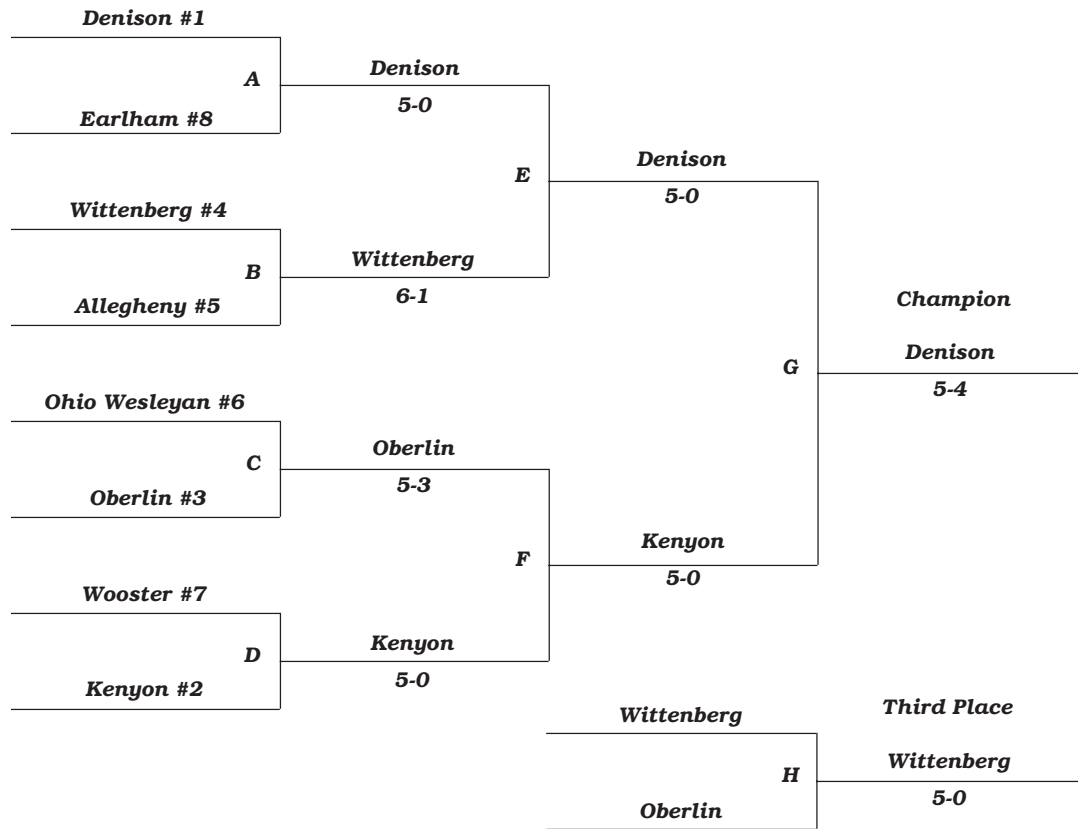
TOTAL BASES	
Robertson KEN.....	64
Beth Walters WIT.....	53
Jamie Hanson HIR.....	51
Erika Downs ALL.....	48
Rainey KEN.....	44

STOLEN BASES	SB-ATT
Melissa Foy HIR.....	11-12
Hillary Pettigrew HIR.....	11-12
Amanda Hummel HIR.....	9-10
Shawn Gledhill ALL.....	9-10
Monica Hayden HIR.....	9-12

INDIVIDUAL PITCHING	Min 1.0 IP/Team game	App	ERA	W-L	Sv	IP	H	R	ER	BB	SO
A. Barone WOO.....	20	1.10	10-4	1	115.0	73	29	18	56	122	
Tracie Gaydos ALL.....	14	1.60	7-4	0	92.0	72	45	21	22	50	
Courtney Zollars DEN.....	18	1.67	12-6	0	113.0	83	50	27	25	154	
Emily Thornton OWU.....	16	1.81	9-5	0	100.2	69	35	26	27	87	
Erin McClincy DEN.....	15	2.07	7-4	0	88.0	83	38	26	21	27	
Ashlee Rich ALL.....	11	2.28	5-5	0	58.1	56	24	19	8	22	
Hernandez KEN.....	7	2.73	3-3	0	41.0	34	17	16	12	35	
Norah Gillam WIT.....	11	2.88	4-6	0	68.0	86	42	28	8	45	
N. Fedell WOO.....	14	2.96	6-7	0	71.0	73	51	30	29	43	
Christy Cartaya WIT.....	13	3.01	5-5	0	67.1	69	45	29	28	29	
Dhira Dale ALL.....	8	3.20	4-2	0	46.0	54	30	21	15	14	
Foy KEN.....	10	3.23	5-5	0	65.0	88	39	30	6	26	
Darlage KEN.....	16	3.30	7-6	0	95.1	108	56	45	19	58	
Mandi Wieclaw HIR.....	27	3.44	9-9	1	122.0	134	92	60	47	53	
Janelle Thompson OWU.....	11	3.83	2-6	0	56.2	77	44	31	16	16	

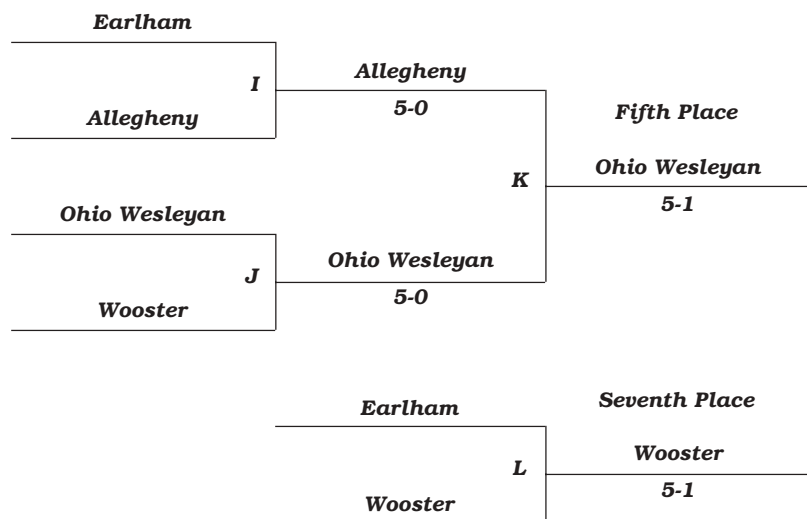
STRIKEOUTS	IP	SO
Courtney Zollars DEN.....	113.0	154
A. Barone WOO.....	115.0	122
Emily Thornton OWU.....	100.2	87
Darlage KEN.....	95.1	58
Mandi Wieclaw HIR.....	122.0	53

# NORTH COAST ATHLETIC CONFERENCE 2002 Women's Tennis Championships



## Final Standings

1. Denison
2. Kenyon
3. Wittenberg
4. Oberlin
5. Ohio Wesleyan
6. Allegheny
7. Wooster
8. Earlham
9. Hiram



NORTH COAST ATHLETIC CONFERENCE  
2002 WOMEN'S TENNIS REPORT -- STANDINGS/STATISTICS

April 29, 2002

	NCAC			OVERALL		
	W	L	PCT	W	L	PCT
1) DENISON	6	0	1.000	15	3	.833
2) KENYON	5	1	.833	18	6	.750
3) WITTENBERG	3	3	.500	10	11	.476
4) OBERLIN	3	3	.500	16	11	.593
5) OHIO WESLEYAN	3	4	.429	12	5	.706
6) ALLEGHENY	4	4	.500	12	8	.600
7) WOOSTER	1	5	.167	6	14	.300
8) EARLHAM	1	2	.333	8	6	.571
9) HIRAM	0	4	.000	3	9	.250

Final standings determined by NCAC Tournament

**NCAC REGULAR SEASON RESULTS**

Denison 8, Oberlin 1  
Kenyon 5, Oberlin 0  
Kenyon 6, Allegheny 0  
Kenyon 8, Wittenberg 1

**OTHER RESULTS**

Hiram 7, Geneva 2

**NCAC TOURNAMENT RESULTS**

**Quarterfinals**

Denison 5, Earlham 0  
Kenyon 5, Wooster 0  
Oberlin 5, Ohio Wesleyan 3  
Wittenberg 6, Allegheny 1

**Third Place**

Wittenberg 5, Oberlin 0

**Fifth Place**

Ohio Wesleyan 5, Allegheny 1

**Semifinals**

Denison 5, Wittenberg 0  
Kenyon 5, Oberlin 0

**Seventh Place**

Wooster 5, Earlham 1

**Championship**

Denison 5, Kenyon 4

**#1 SINGLES**

Brooke Roeper, KEN 16-3/0-0  
Emily Figel, WIT 19-4/5-1  
Alaina Fotiu-Wojtowicz, OBE 18-5/4-1

**#2 SINGLES**

Meridith Sulser, DEN 9-0/4-0  
Shannon Oliphant, WIT 17-4/6-0  
Ary Amerikaner, OBE 14-4/2-1

**#3 SINGLES**

Lisa Beauchamp, KEN 9-2/0-0  
Carrie Perkis, ALL 10-3/2-2  
Ali Hughes, DEN 6-3/3-1

**#4 SINGLES**

Jessica Hauser, OBE 17-2/2-0  
Judy Spencer, ALL 10-3/3-1  
Angie Beeler, WOO 9-6, 3-3

**#5 SINGLES**

Laura Lehnan, ALL 7-1/3-1  
Kim Patton, ERL 7-2/1-1  
Whitney Reichheld, OBE 12-4/4-0

**#6 SINGLES**

Barbara Burkholder, OBE 8-4/1-1  
Julie Blasiolo, ALL 5-3/1-3

**#1 DOUBLES**

Fotiu-Wojtowicz/Amerikaner, OBE 17-4/3-0  
Roeper/Tucker, KEN 16-5/0-0  
Hughes/Gerlach, DEN 9-3/3-1

**#2 DOUBLES**

Perkis/Spencer, ALL 8-1/3-1  
Hanto/Lesnett, DEN 9-2/4-0  
Koehn/Hauser, OBE 8-8/1-0

**#3 DOUBLES**

Sulser/Mandzak, DEN 7-3/3-0

[must participate in at least 50% of team's matches at designated flight - NCAC record listed second.]

NORTH COAST ATHLETIC CONFERENCE  
2002 MEN'S TENNIS REPORT -- STANDINGS/STATISTICS

April 29, 2002

	NCAC Divisional Play				OVERALL		
	W	L	PCT	W	L	PCT	
<b>EAST</b>							
1) KENYON	3	0	1.000	12	3	.800	
WOOSTER	3	0	1.000	12	8	.600	
3) ALLEGHENY	2	2	.500	8	9	.471	
4) OBERLIN	1	3	.250	6	13	.316	
5) HIRAM	0	4	.000	3	10	.231	
<b>WEST</b>							
1) DENISON	4	0	1.000	9	11	.450	
2) WITTENBERG	3	1	.750	12	3	.800	
3) WABASH	2	2	.500	12	7	.632	
4) EARLHAM	1	3	.250	11	6	.647	
5) OHIO WESLEYAN	0	4	.000	4	12	.250	

#1 SINGLES	#2 SINGLES	#3 SINGLES
Casey Claggett, WIT 22-3/4-0 Jake Sintich, WOO 9-2/2-0 Mike Lynch, WAB 12-5/2-2	Mike Herrick, KEN 12-1/0-0 Chris Howell, ALL 10-2/1-1 Justin Carrier, ERL 14-4/2-2	Keenan Hughes, KEN 9-2/0-0 Chuck DiLalla, ERL 12-4/1-3 Jon Vadnal, ALL 6-2/2-0
#4 SINGLES	#5 SINGLES	#6 SINGLES
Mike Herzog, WIT 14-6/2-0 Clint Bailey, WOO 9-5/1-0 Nick Schuller, ERL 9-6/2-2	Brian Taubman, KEN 10-3/0-0 Casey Kroh, ERL 10-4/2-2 Ben Hodgkiss-Lilly, WIT 11-8/1-1	Rob Postma, WIT 12-3/2-1 Joshua Mabra, KEN 7-3/0-0 Todd Young, HIR 4-4/1-3
#1 DOUBLES	#2 DOUBLES	#3 DOUBLES
Claggett/Postma, WIT 7-2/3-1 Turner/Carrier, ERL 17-5/1-3 Sintich/Sayed, WOO 13-6/2-0	Saldanha/Bailey, WOO 10-2/1-0 Regenfuss/Compton, DEN 8-5/2-1 Kroh/DiLalla, ERL 6-4/1-3	Garnett/Sykes, WOO 9-3/1-0 Bouchard/Stewart, DEN 11-4/4-0 McClane/Schuller, ERL 8-3/1-3

**NCAC DIVISIONAL RESULTS**

Earlham 6, Ohio Wesleyan 1  
Kenyon 5, Allegheny 0  
Wabash 7, Ohio Wesleyan 0  
Wooster 6, Hiram 1

**OTHER RESULTS**

Cedarville 4, Ohio Wesleyan 3  
Earlham 6, Rose-Hulman 1  
Westminster 7, Hiram 0  
Wooster 5, Case Western Reserve 2

**OTHER NCAC RESULTS**

Denison 7, Oberlin 0  
Kenyon 5, Denison 2  
Kenyon 6, Wittenberg 1

[must participate in at least 50% of team's matches at designated flight - NCAC divisional record listed second.]

NORTH COAST ATHLETIC CONFERENCE  
2002 MEN'S LACROSSE STANDINGS/STATISTICS

April 29, 2002

	NCAC				OVERALL					
	W	L	PCT	GF	GA	W	L	PCT	GF	GA
1) DENISON	4	0	1.000	57	23	10	2	.833	151	82
2) OHIO WESLEYAN	4	1	.800	88	39	8	5	.615	183	155
3) KENYON	3	2	.600	59	32	9	4	.692	192	109
4) WITTENBERG	2	3	.400	49	43	5	9	.357	146	116
5) WOOSTER	1	3	.250	39	45	5	5	.500	132	84
6) OBERLIN	0	5	.000	16	181	0	12	.000	16	181

**NCAC RESULTS**

Denison 14, Kenyon 8  
 Kenyon 16, Wooster 9  
 Ohio Wesleyan 23, Wittenberg 7  
 Wittenberg 14, Wooster 3

**OTHER RESULTS**

Whittier 21, Kenyon 7  
 Whittier 27, Ohio Wesleyan 16

**TEAM STATISTICS**

DENISON MA% .222 PK% .796 FO% .684  
 KENYON MA% .390 PK% .818 FO% .484  
 OBERLIN MA% .068 PK% .750 FO% .249  
 OHIO WESLEYAN MA% .288 PK% .776 FO% .467  
 WITTENBERG MA% .272 PK% .766 FO% .550  
 WOOSTER MA% .375 PK% .767 FO% .653

MA% = man-advantage percentage  
 PK% = penalty-killing percentage  
 FO% = faceoff percentage

POINTS	GP	G	A	PTS	P/G
Matt Coughlin, OWU	12	33	34	67	5.58
Mike MacMaster, WOO	6	14	14	28	4.67
Justin Martinich, KEN	13	28	25	53	4.08
John Schlegel, OWU	12	32	15	47	3.92
Ryan Berger, DEN	12	24	22	46	3.83
Andy Rowe, OWU	12	38	8	46	3.83
Steve Burton, WOO	10	26	9	35	3.50
Colin Hartnett, WOO	9	23	8	31	3.44
Justin Hamilton, KEN	7	11	12	23	3.29
Dan Patterson, WIT	14	20	26	46	3.29

**GOALS**

Andy Rowe, OWU G 38 G/G 3.17  
 Matt Coughlin, OWU G 33 G/G 2.75  
 John Schlegel, OWU G 32 G/G 2.67  
 Steve Burton, WOO G 26 G/G 2.60  
 Colin Hartnett, WOO G 23 G/G 2.56  
 Greg Tate, KEN G 13 G/G 2.54

**ASSISTS**

Matt Coughlin, OWU A 34 A/G 2.83  
 Mike MacMaster, WOO A 14 A/G 2.33  
 Justin Martinich, KEN A 25 A/G 2.08  
 Dan Patterson, WIT A 26 A/G 1.86  
 Ryan Berger, DEN A 22 A/G 1.83  
 Justin Hamilton, KEN A 12 A/G 1.71

**SAVES PERCENTAGE**

Pete Royer, DEN GA 75 SV 128 SV% .631  
 Dave Smolev, OBE GA 155 SV 261 SV% .627  
 Dave Neiman, KEN GA 104 SV 137 SV% .568

**NORTH COAST ATHLETIC CONFERENCE  
2002 Women's Lacrosse Championships  
Oberlin College ♦ April 30, May 3-4**

**Tuesday, April 30**

**Quarterfinals  
(at higher seeds)**

**Denison (#1)**

**BYE**

**Kenyon (#4)**

*5:00 p.m. at Kenyon*

**Oberlin (#5)**

**Wittenberg (#6)**

*5:00 p.m. at Ohio Wesleyan*

**Ohio Wesleyan (#3)**

**BYE**

**Wooster (#2)**

**Friday, May 3**

**Semifinals  
(at Oberlin)**

**Denison**

*3:00 p.m.*

*5:00 p.m.*

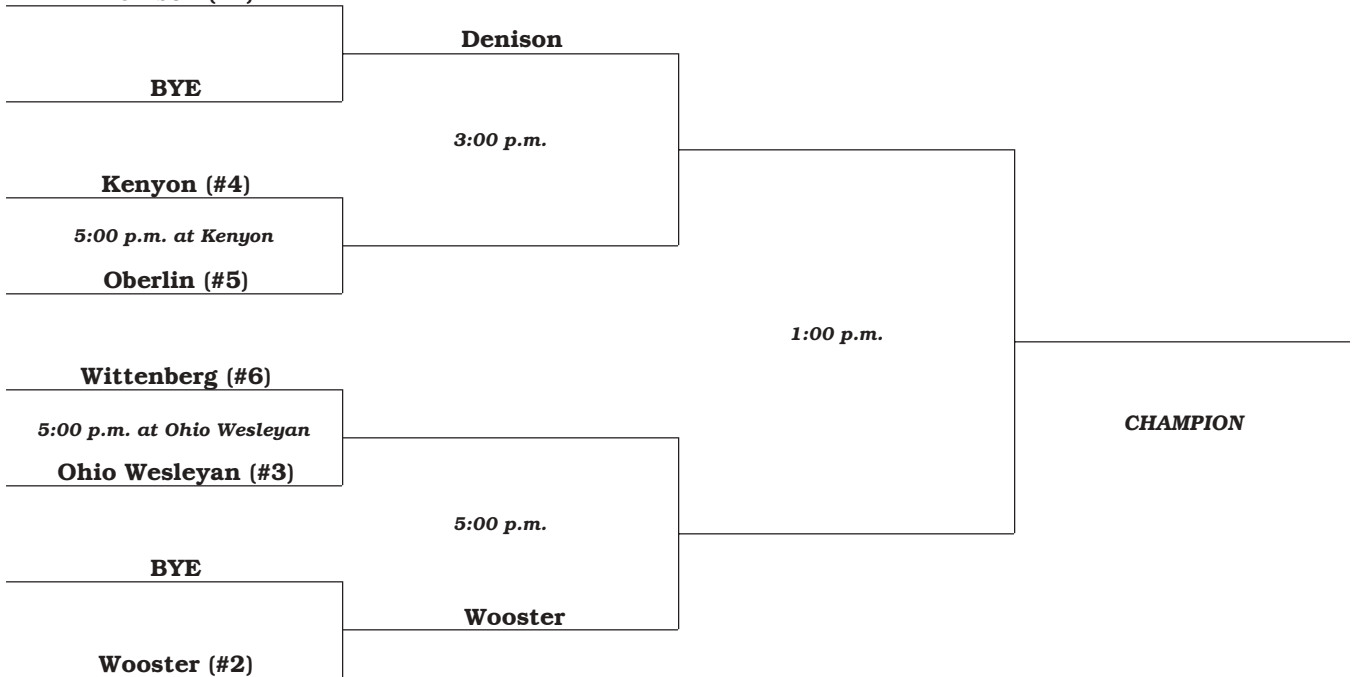
**Wooster**

**Saturday, May 4**

**Championship  
(at Oberlin)**

*1:00 p.m.*

**CHAMPION**



NORTH COAST ATHLETIC CONFERENCE  
2002 WOMEN'S LACROSSE STANDINGS/STATISTICS

April 29, 2002

	NCAC				OVERALL				
	W	L	PCT	GA	W	L	PCT	GF	GA
1) DENISON	7	0	1.000	115	8	6	.571	160	147
2) WOOSTER	6	1	.857	94	10	5	.667	172	118
3) OHIO WESLEYAN	4	3	.571	72	10	7	.588	168	142
4) WITTENBERG	3	4	.429	65	6	7	.462	119	158
KENYON	3	4	.429	84	6	5	.545	123	114
OBERLIN	3	4	.429	51	5	7	.417	83	108
7) ALLEGHENY	2	5	.286	51	5	9	.357	110	162
8) EARLHAM	0	7	.000	40	0	9	.000	51	123

**NCAC RESULTS**

Denison 14, Wooster 13 20T  
Denison 17, Allegheny 3  
Denison 19, Earlham 4  
Kenyon 17, Wittenberg 11  
Oberlin 10, Kenyon 7  
Oberlin 11, Allegheny 7  
Ohio Wesleyan 14, Earlham 3  
Ohio Wesleyan 15, Wittenberg 7  
Wooster 13, Earlham 4

**OTHER RESULTS**

Ohio Wesleyan 15, Alfred 4  
Wooster 17, Alfred 9

**POINTS**

	GP	G	A	PTS	P/G
Beth Hemminger, WOO	15	29	35	64	4.27
Cara Romanowski, WIT	13	48	7	55	4.23
Carrie Williams, OWU	12	32	12	44	3.67
Leslie Masterpaul, DEN	13	31	13	44	3.38
Liz Gellar, ALL	14	32	13	45	3.21
Megan Kennedy, WOO	15	33	11	44	2.93
Jamie Fox, DEN	13	30	7	37	2.85
Melissa Blum, KEN	11	30	1	31	2.82
Bridget Curley, DEN	13	24	12	36	2.77
Stephanie Pratzner, DEN	13	13	21	34	2.62
Anna Ialleggio, OBE	12	23	7	30	2.50

**GOALS**

	GP	G	G/G
Cara Romanowski, WIT	13	48	3.69
Melissa Blum, KEN	11	30	2.73
Carrie Williams, OWU	12	32	2.67
Shannon Shehan, ERL	9	22	2.44
Leslie Masterpaul, DEN	13	31	2.38
Jamie Fox, DEN	13	30	2.31
Liz Gellar, ALL	14	32	2.29

**ASSISTS**

	GP	A	A/G
Beth Hemminger, WOO	15	35	2.33
Stephanie Pratzner, DEN	13	21	1.62
Alexa Laub, OWU	17	18	1.06
Carrie Williams, OWU	12	12	1.00
Leslie Masterpaul, DEN	13	13	1.00
Liz Gellar, ALL	14	13	.93
Bridget Curley, DEN	13	12	.92

**SAVES PERCENTAGE**

	GP	GA	SV	SV%
Sarah Pilzer, OBE	11	103	175	.629
Jody Dickinson, OWU	17	127	197	.608
Ruth Crowell, KEN	10	95	109	.534