



DENNIS M. COLLINS
Executive Director

P.O. Box 16679
Cleveland, OH 44116
Phone (440) 871-8100
Fax (440) 871-4221
ncac@northcoast.org
www.northcoast.org

ALLEGHENY COLLEGE ★ DENISON UNIVERSITY ★ EARLHAM COLLEGE ★ HIRAM COLLEGE ★ KENYON COLLEGE ★ OBERLIN COLLEGE
★ OHIO WESLEYAN UNIVERSITY ★ WABASH COLLEGE ★ WITTENBERG UNIVERSITY ★ COLLEGE OF WOOSTER

NCAC Football Report

For Immediate Release

**AND THEN THERE WAS ONE;
FIRST-PLACE WABASH CLINCHES SHARE OF FIRST NCAC TITLE**

November 3, 2002

CLEVELAND – This week's matchup between Wabash (6-0, 8-0) and Hiram (0-5, 0-8) has possibility written all over it. The Little Giants enter the week alone in first place as a result of their 42-22 win over Wooster last week. While Wabash has clinched at least a share of its first NCAC title, in any sport, they would claim the outright crown with a win over the Terriers on Saturday. Wabash, and ironically Hiram, joined the North Coast Conference in 1999 and began playing football in the 2000 season. Hiram has also not yet earned any North Coast Championships.

The Little Giants' victory last week also clinched the team its first berth into the NCAA Tournament since the 1977 Wabash team played for the National Championship in the Stag Bowl. Should the Little Giants lose to the Terriers this week, they would tie Wooster (4-1, 7-1) or Wittenberg (4-1, 7-1) for first place in the NCAC. But Wabash would still earn the conference's automatic entry into the NCAA Tournament after beating both teams during the regular season.

This will be the first season since 1998 that Wittenberg has not earned an outright championship in football. In 1997, the Tigers shared the championship with Allegheny and Wooster. The Gators lead all teams with eight championships. Wittenberg has compiled seven titles since joining the NCAC in 1989. Denison has two; Case Western Reserve, Kenyon, Ohio Wesleyan and Wooster each have one championship to their name.

In order for Wittenberg or Wooster to earn a share of this year's championship, they each must win their remaining games - and wait for the results of the Wabash-Hiram game. The Tigers host Kenyon (1-5, 1-8) this week, while the Fighting Scots travel to Denison (2-3, 2-6). The two teams will then meet in Wooster on Nov. 16.

Earlham (3-2, 3-5) and Ohio Wesleyan (2-3, 4-4) will be looking for their second straight wins this week. The Quakers travel to Allegheny after topping Oberlin, 28-21, last week. The Battling Bishops travel to Oberlin (2-3, 2-6) after beating Kenyon, 42-3 last week.

This Week's Schedule

Saturday, Nov. 9

EARLHAM at ALLEGHENY, 1:00
KENYON at WITTENBERG, 1:00
OHIO WESLEYAN at OBERLIN, 1:00
WABASH at HIRAM, 1:00
WOOSTER at DENISON, 1:00

Last Week's Results

Saturday, Nov. 2

WITTENBERG 49, ALLEGHENY 3
DENISON 14, HIRAM 0
OHIO WESLEYAN 42, KENYON 3
EARLHAM 28, OBERLIN 21
WABASH 42, WOOSTER 22

PLAYERS OF THE WEEK

CLEVELAND -- Earlham freshman **Justin Rummell (Ingalls, IN/Pendleton Hts.)** and Denison sophomore **Tim Koprowski (Verona, NJ/Newark Academy)** have been named offensive and defensive "Players of the Week" for their performances last week in the North Coast Athletic Conference.

Rummell, a 6-2, 185-pound quarterback, was 8-for-19 for 195 yards and one touchdown in the Quakers' 28-21 win over Oberlin. The win puts Earlham in sole possession of fourth place in the league standings.

Koprowski, a 5-9, 188-pound linebacker, led the Big Red defense to its first shutout since 1998 and recorded a team-high eight tackles against Hiram. He also recorded one sack and three tackles for a loss. On the season, Koprowski leads Denison with 70 tackles. He is tied for fourth amongst all conference linebackers, averaging 8.8 tackles per game.

NORTH COAST ATHLETIC CONFERENCE 2002 FOOTBALL SCOREBOARD

Allegheny College (2-3; 3-5)

S. 7	Baldwin-Wallace	L, 2-22
S. 14	Wash. & Jefferson	W, 28-25
S. 28	at Westminster	L, 13-24
O. 5	at Wabash	L, 14-24
O. 12	Hiram	W, 56-0
O. 19	Wooster	L, 7-21
O. 26	at Denison	W, 50-16
N. 2	at Wittenberg	L, 3-49
N. 9	Earlham	
N. 16	at Ohio Wesleyan	

Denison University (2-3; 2-6)

S. 7	Waynesburg	L, 7-27
S. 14	Case Western Reserve	L, 13-42
S. 21	at Ohio Wesleyan *	L, 20-38
O. 5	at Wittenberg	L, 7-53
O. 12	Kenyon	W, 41-7
O. 20	at Earlham	L, 0-35
O. 26	Allegheny	L, 16-50
N. 2	at Hiram	W, 14-0
N. 9	Wooster	
N. 16	at Oberlin	

Earlham College (3-2; 3-5)

S. 7	at Rose-Hulman	L, 0-23
S. 14	at Manchester	L, 7-17
S. 21	Wabash *	L, 7-44
O. 5	at Kenyon	W, 49-19
O. 12	Ohio Wesleyan	L, 14-21
O. 19	Denison	W, 35-0
O. 26	at Wooster	L, 20-49
N. 2	Oberlin	W, 28-21
N. 9	at Allegheny	
N. 16	Hiram	

Hiram College (0-5; 0-8)

S. 7	Grove City	L, 7-30
S. 21	at Bluffton	L, 0-45
S. 14	at Mt. St. Joseph	L, 0-51
S. 28	at Oberlin	L, 14-35
O. 12	at Allegheny	L, 0-56
O. 19	Wittenberg	L, 0-77
O. 26	at Kenyon	L, 10-22
N. 2	Denison	L, 0-14
N. 9	Wabash	
N. 16	at Earlham	

Kenyon College (1-5; 1-8)

S. 7	at Centre	L, 15-38
S. 14	at Bethany	L, 7-55
S. 21	Kalamazoo	L, 6-53
S. 28	Wabash	L, 0-58
O. 5	Earlham	L, 19-49
O. 12	at Denison	L, 7-41
O. 19	Oberlin	L, 17-56
O. 26	Hiram	W, 22-10
N. 2	at Ohio Wesleyan	L, 3-42
N. 9	at Wittenberg	

Oberlin College (2-3; 2-6)

S. 7	Franklin & Marshall	L, 14-26
S. 21	at Case Western Reserve	L, 11-37
S. 28	Hiram	W, 35-14
O. 5	Frostburg State	L, 14-48
O. 12	at Wooster	L, 10-49
O. 19	at Kenyon	W, 56-17
O. 26	Wabash	L, 6-51
N. 2	at Earlham	L, 21-28
N. 9	Ohio Wesleyan	
N. 16	Denison	

Ohio Wesleyan University (2-3; 4-4)

S. 14	at Olivet	W, 25-21
S. 21	Denison *	W, 38-20
S. 28	at Albion	L, 0-16
O. 5	Wooster	L, 14-37
O. 12	at Earlham	W, 21-14
O. 19	at Wabash	L, 7-27
O. 26	Wittenberg	L, 17-58
N. 2	Kenyon	W, 42-3
N. 9	at Oberlin	
N. 16	Allegheny	

Wabash College (6-0; 8-0)

S. 14	Kalamazoo	W, 27-20
S. 21	at Earlham *	W, 44-7
S. 28	at Kenyon	W, 58-0
O. 5	Allegheny	W, 24-14
O. 12	at Wittenberg	W, 46-43 (OT)
O. 19	Ohio Wesleyan	W, 27-7
O. 26	at Oberlin	W, 51-6
N. 2	Wooster	W, 42-22
N. 9	at Hiram	
N. 16	DePauw	

Wittenberg University (4-1; 7-1)

S. 7	Albion	W, 44-7
S. 14	at Urbana	W, 37-10
S. 28	at Thomas More	W, 31-6
O. 5	Denison	W, 53-7
O. 12	Wabash	L, 43-46 (OT)
O. 19	at Hiram	W, 77-0
O. 26	at Ohio Wesleyan	W, 58-17
N. 2	Allegheny	W, 49-3
N. 9	Kenyon	
N. 16	at Wooster	

GRID NOTEBOOK

The North Coast remains one of only two conferences with three teams ranked in the AFCA Division III Coaches Poll. The current edition of the poll (Oct. 29) has Wabash in the #10 spot, followed by Wittenberg in 12th and Wooster in 22nd. The other conference with three ranked teams is the American Southwest ... Hiram junior safety **Josh Smith (Franklin, PA/Franklin)** recorded 10 tackles, including two solo stops, against Denison. He also snagged two interceptions ... Kenyon freshman linebacker **Tim Webb (Duxbury, MA/Duxbury)** had 19 tackles against the Bishops ... Oberlin junior running back **Chris Jordan (Temecula, CA/Chapparral)** ran for 126 yards and one TD against Earlham ... Ohio Wesleyan sophomore halfback **Eric Indiciani (Delaware, OH/Olentangy)** ground out 72 yards on nine tries against Kenyon. He found the endzone twice. He also had one reception for 16 yards. Freshman tailback **Jake Shank (Northwood/Cardinal Stritch)** also rushed nine times - he picked up 77 yards and one touchdown ... Wabash freshman linebacker **Aaron Selby (Crawfordsville, IN/Southmont)** led the Little Giant defense with 13 tackles (7 solo, 6 assisted) in the win over Wooster. He added a sack of three yards to his totals. The Wabash defense, ranked 10th in the nation against the rush, held Wooster to 76 rushing yards in the game ... Wittenberg senior tailback **Jason Stephan (Brookville, OH/Brookville)** made his first career start a memorable one. He rushed for 181 yards and a Tiger season-high five touchdowns on 23 carries against Allegheny. His five rushing touchdowns tie the NCAC record ... Wooster senior quarterback **Jeff Spraggins (Garfield Hts., OH/Garfield Hts.)** was 19-38 with 226 yards and three touchdowns.

College of Wooster (4-1; 7-1)

S. 7	at Hope	W, 14-9
S. 21	Bethany	W, 38-28
S. 28	Case Western Reserve	W, 27-22
S. 5	at Ohio Wesleyan	W, 37-14
O. 12	Oberlin	W, 49-10
O. 19	at Allegheny	W, 21-7
O. 26	Earlham	W, 49-20
O. 2	at Wabash	L, 22-42
N. 9	at Denison	
N. 16	Wittenberg	

* non-conference

2002 North Coast Athletic Conference Football Standings (Through games of Nov 2, 2002)

Team	NCAC			Points			Overall			Points		
	W	L	T	For	Opp	Pct	W	L	T	For	Opp	Pct
Wabash.....	6	0	0	248	92	1.000	8	0	0	319	119	1.000
Wittenberg.....	4	1	0	280	73	.800	7	1	0	392	96	.875
Wooster.....	4	1	0	178	93	.800	7	1	0	257	152	.875
Earlham.....	3	2	0	146	110	.600	3	5	0	160	194	.375
Ohio Wesleyan.....	2	3	0	101	139	.400	4	4	0	164	196	.500
Allegheny.....	2	3	0	130	110	.400	3	5	0	173	181	.375
Oberlin.....	2	3	0	128	159	.400	2	6	0	159	257	.250
Denison.....	2	3	0	78	145	.400	2	6	0	118	253	.250
Kenyon.....	1	5	0	68	256	.167	1	8	0	96	402	.111
Hiram.....	0	5	0	24	204	.000	0	8	0	31	330	.000

2002 North Coast Athletic Conference Team Football Statistics (Through games of Nov 2, 2002)

SCORING OFFENSE	G	TD	XP	2XP	DXP	FG	Saf	Pts	Avg
Wittenberg.....	8	55	45	1	0	5	0	392	49.0
Wabash.....	8	42	35	3	0	8	1	319	39.9
Wooster.....	8	35	31	2	0	4	0	257	32.1
Allegheny.....	8	24	18	0	0	3	1	173	21.6
Ohio Wesleyan.....	8	23	20	0	0	2	0	164	20.5
Earlham.....	8	23	22	0	0	0	0	160	20.0
Oberlin.....	8	19	13	0	0	10	1	159	19.9
Denison.....	8	17	11	1	0	1	0	118	14.8
Kenyon.....	9	13	6	0	0	4	0	96	10.7
Hiram.....	8	4	4	0	0	1	0	31	3.9

RUSHING OFFENSE	G	Att	Yds	Avg	TD	Yds/G
Ohio Wesleyan.....	8	410	1988	4.8	16	248.5
Wooster.....	8	396	1975	5.0	17	246.9
Wittenberg.....	8	330	1751	5.3	35	218.9
Wabash.....	8	305	1421	4.7	16	177.6
Earlham.....	8	321	1354	4.2	16	169.2
Oberlin.....	8	336	1121	3.3	8	140.1
Allegheny.....	8	292	1029	3.5	10	128.6
Hiram.....	8	250	712	2.8	2	89.0
Kenyon.....	9	309	618	2.0	8	68.7
Denison.....	8	246	468	1.9	4	58.5

SCORING DEFENSE	G	TD	XP	2XP	DXP	FG	Saf	Pts	Avg
Wittenberg.....	8	12	10	1	0	4	0	96	12.0
Wabash.....	8	15	10	2	0	5	0	119	14.9
Wooster.....	8	21	11	3	0	3	0	152	19.0
Allegheny.....	8	24	19	0	0	6	0	181	22.6
Earlham.....	8	27	22	1	0	2	1	194	24.2
Ohio Wesleyan.....	8	26	20	1	0	6	0	196	24.5
Denison.....	8	36	31	0	0	2	0	253	31.6
Oberlin.....	8	35	32	0	0	5	0	257	32.1
Hiram.....	8	45	36	0	0	8	0	330	41.2
Kenyon.....	9	55	46	1	0	8	0	402	44.7

RUSHING DEFENSE	G	Rushes	Yards	Avg.	TD	Yds/G
Wabash.....	8	278	578	2.1	4	72.2
Wittenberg.....	8	273	741	2.7	6	92.6
Wooster.....	8	286	1226	4.3	8	153.2
Allegheny.....	8	324	1227	3.8	11	153.4
Ohio Wesleyan.....	8	334	1420	4.3	18	177.5
Oberlin.....	8	324	1450	4.5	16	181.2
Earlham.....	8	365	1511	4.1	16	188.9
Denison.....	8	374	1925	5.1	22	240.6
Hiram.....	8	419	2083	5.0	28	260.4
Kenyon.....	9	393	2371	6.0	24	263.4

PASS OFFENSE	G	Att	Cmp	Int	Pct.	Yds	Avg	TD	Yds/G
Wabash.....	8	278	155	4	55.8	2049	7.4	23	256.1
Wittenberg.....	8	224	141	6	62.9	2027	9.0	17	253.4
Denison.....	8	328	159	17	48.5	1586	4.8	12	198.2
Oberlin.....	8	204	100	11	49.0	1390	6.8	10	173.8
Wooster.....	8	152	74	7	48.7	1270	8.4	16	158.8
Allegheny.....	8	211	111	7	52.6	1249	5.9	11	156.1
Kenyon.....	9	294	142	11	48.3	1239	4.2	5	137.7
Earlham.....	8	204	98	11	48.0	964	4.7	5	120.5
Ohio Wesleyan.....	8	169	74	10	43.8	951	5.6	6	118.9
Hiram.....	8	183	72	21	39.3	446	2.4	1	55.8

TOTAL OFFENSE	G	Rush	Pass	Plays	Yards	Avg/P	TD	Yds/G
Wittenberg.....	8	1751	2027	554	3778	6.8	52	472.2
Wabash.....	8	1421	2049	583	3470	6.0	39	433.8
Wooster.....	8	1975	1270	548	3245	5.9	33	405.6
Ohio Wesleyan.....	8	1988	951	579	2939	5.1	22	367.4
Oberlin.....	8	1121	1390	540	2511	4.7	18	313.9
Earlham.....	8	1354	964	525	2318	4.4	21	289.8
Allegheny.....	8	1029	1249	503	2278	4.5	21	284.8
Denison.....	8	468	1586	574	2054	3.6	16	256.8
Kenyon.....	9	618	1239	603	1857	3.1	13	206.3
Hiram.....	8	712	446	433	1158	2.7	3	144.8

PASS DEFENSE	G	Att	Cmp	Int	Pct.	Yds	Avg	TD	Yds/G
Wittenberg.....	8	241	110	10	45.6	1116	4.6	6	139.5
Ohio Wesleyan.....	8	194	94	11	48.5	1183	6.1	8	147.9
Earlham.....	8	210	104	5	49.5	1302	6.2	11	162.8
Wabash.....	8	290	135	13	46.6	1383	4.8	10	172.9
Hiram.....	8	188	111	8	59.0	1454	7.7	15	181.8
Allegheny.....	8	198	113	14	57.1	1463	7.4	11	182.9
Wooster.....	8	271	127	5	46.9	1523	5.6	12	190.4
Oberlin.....	8	208	106	11	51.0	1574	7.6	16	196.8
Denison.....	8	221	128	10	57.9	1632	7.4	13	204.0
Kenyon.....	9	225	133	13	59.1	2003	8.9	26	222.6

TOTAL DEFENSE	G	Rush	Pass	Plys	Yards	Avg	TD	Yds/G
Wittenberg.....	8	741	1116	514	1857	3.6	12	232.1
Wabash.....	8	578	1383	568	1961	3.5	14	245.1
Ohio Wesleyan.....	8	1420	1183	528	2603	4.9	26	325.4
Allegheny.....	8	1227	1463	522	2690	5.2	22	336.2
Wooster.....	8	1226	1523	557	2749	4.9	20	343.6
Earlham.....	8	1511	1302	575	2813	4.9	27	351.6
Oberlin.....	8	1450	1574	532	3024	5.7	32	378.0
Hiram.....	8	2083	1454	607	3537	5.8	43	442.1
Denison.....	8	1925	1632	595	3557	6.0	35	444.6
Kenyon.....	9	2371	2003	618	4374	7.1	50	486.0

KICKOFF RETURNS	G	Ret	Yds	TD	Avg
Wabash.....	8	20	566	1	28.3
Allegheny.....	8	30	674	1	22.5
Wittenberg.....	8	17	353	0	20.8
Oberlin.....	8	42	805	0	19.2
Wooster.....	8	25	463	0	18.5
Denison.....	8	43	732	0	17.0
Earlham.....	8	35	594	0	17.0
Ohio Wesleyan.....	8	27	428	0	15.9
Kenyon.....	9	66	1017	0	15.4
Hiram.....	8	53	773	0	14.6

PUNT RETURNS	G	Ret	Yds	TD	Avg
Wittenberg.....	8	30	359	1	12.0
Allegheny.....	8	14	162	0	11.6
Wooster.....	8	29	307	1	10.6
Oberlin.....	8	16	149	0	9.3
Wabash.....	8	25	226	1	9.0
Earlham.....	8	16	130	0	8.1
Hiram.....	8	6	44	0	7.3
Denison.....	8	23	161	1	7.0
Kenyon.....	9	10	43	0	4.3
Ohio Wesleyan.....	8	22	93	0	4.2

PUNTING	G	No.	Yards	Avg	Ret	Yds	Avg	Net/P
Earlham.....	8	52	1880	36.2	20	122	2.3	33.8
Wittenberg.....	8	26	916	35.2	7	47	1.8	33.4
Allegheny.....	8	49	1863	38.0	23	271	5.5	32.5
Oberlin.....	8	50	1783	35.7	25	229	4.6	31.1
Wooster.....	8	39	1351	34.6	17	150	3.8	30.8
Wabash.....	8	46	1479	32.2	16	92	2.0	30.2
Ohio Wesleyan.....	8	33	1115	33.8	20	164	5.0	28.8
Denison.....	8	61	2050	33.6	24	315	5.2	28.4
Kenyon.....	9	79	2576	32.6	42	403	5.1	27.5
Hiram.....	8	62	2208	35.6	40	603	9.7	25.9

PASS EFFICIENCY	G	Att	Cmp	Pct	Int	Yds	TD	Effic
Wittenberg.....	8	224	141	.629	6	2027	17	158.6
Wooster.....	8	152	74	.487	7	1270	16	144.4
Wabash.....	8	278	155	.558	4	2049	23	142.1
Allegheny.....	8	211	111	.526	7	1249	11	112.9
Oberlin.....	8	204	100	.490	11	1390	10	111.6
Ohio Wesleyan.....	8	169	74	.438	10	951	6	90.9
Denison.....	8	328	159	.485	17	1586	12	90.8

2002 North Coast Athletic Conference Individual Football Statistics (Through games of Nov 2, 2002)

RUSHING	Team	Cl	G	Att	Yds	Avg	TD	Yds/G
Tony Sutton.....	WOO	SO	8	200	1387	6.9	15	173.4
Daniel Grove.....	WIT	SR	5	95	718	7.6	15	143.6
Chris Morris.....	WAB	JR	8	162	1069	6.6	13	133.6
Jason Osborne.....	OWU	SR	5	70	494	7.1	2	98.8
Tim Anderson.....	HIR	FR	8	150	701	4.7	2	87.6
Darrian Story.....	ERL	SR	8	104	597	5.7	8	74.6
Travis Oman.....	OBE	SO	8	133	592	4.5	4	74.0
Calvin Hatfield.....	KEN	SO	9	157	595	3.8	4	66.1
Scott Jones.....	WOO	SR	8	112	455	4.1	2	56.9
Chris Jordan.....	OBE	JR	8	86	451	5.2	3	56.4

INTERCEPTIONS	Team	Cl	G	Int	Yds	TD	Int/G
Alexi Whitney.....	KEN	FR	8	4	67	0	0.50
Ben Franz.....	OBE	JR	8	4	50	0	0.50
Kirk Rhoades.....	ALL	SR	8	4	20	0	0.50
Ryan McCarty.....	OWU	FR	8	4	6	0	0.50
Josh Smith.....	HIR	JR	8	3	53	1	0.38
D. Goldsberry.....	WIT	SR	8	3	44	1	0.38
James Conley.....	HIR	FR	8	3	42	0	0.38
Aaron Rose.....	DEN	SO	8	3	38	0	0.38
Stu Johnson.....	WAB	JR	8	3	32	0	0.38
Josh Foster.....	WAB	FR	8	3	25	0	0.38

PASSING AVG/GAME	Team	Cl	G	Att	Cmp	Int	Pct.	Yds	TD	Avg/G
Jake Knott.....	WAB	SR	8	255	142	4	55.7	1927	23	240.9
Greg Cornett.....	WIT	SR	8	192	124	5	64.6	1814	15	226.8
Jeff Spraggins.....	WOO	SR	8	149	74	6	49.7	1270	16	158.8
Bubba Smith.....	ALL	JR	8	209	109	7	52.2	1220	10	152.5
Chris Moffatt.....	OBE	SR	8	164	83	8	50.6	1160	8	145.0
John Stoll.....	DEN	SO	6	158	78	7	49.4	797	8	132.8
Brad Noojin.....	KEN	JR	9	263	129	10	49.0	1047	4	116.3
Larry Cappelto.....	DEN	FR	6	132	65	6	49.2	655	4	109.2
Justin Rummell.....	ERL	FR	8	128	64	7	50.0	731	5	91.4
Jeff Hanna.....	OWU	SO	8	127	57	5	44.9	691	3	86.4

PASS EFFICIENCY	Team	Cl	G	Att	Cmp	Int	Pct.	Yds	TD	Eff.
Greg Cornett.....	WIT	SR	8	192	124	5	64.6	1814	15	164.5
Kurt Forrest.....	WIT	JR	8	13	9	0	69.2	103	1	161.2
Jeff Spraggins.....	WOO	SR	8	149	74	6	49.7	1270	16	148.6
Jake Knott.....	WAB	SR	8	255	142	4	55.7	1927	23	145.8
Chris Moffatt.....	OBE	SR	8	164	83	8	50.6	1160	8	116.4
Ryan Holmes.....	WIT	SO	6	16	8	1	50.0	110	1	115.9
Bubba Smith.....	ALL	JR	8	209	109	7	52.2	1220	10	110.3
Justin Rummell.....	ERL	FR	8	128	64	7	50.0	731	5	99.9
John Stoll.....	DEN	SO	6	158	78	7	49.4	797	8	99.6
Ryan Squatrito.....	OBE	SO	6	40	17	3	42.5	230	2	92.3

TOTAL OFFENSE	Team	Cl	G	Rush	Pass	Plays	Total	Yds/G
Jake Knott.....	WAB	SR	8	156	1927	316	2083	260.4
Greg Cornett.....	WIT	SR	8	1	1814	208	1815	226.9
Bubba Smith.....	ALL	JR	8	217	1220	290	1437	179.6
Tony Sutton.....	WOO	SO	8	1387	0	200	1387	173.4
Chris Moffatt.....	OBE	SR	8	62	1160	230	1222	152.8
Jeff Spraggins.....	WOO	SR	8	-50	1270	170	1220	152.5
Daniel Grove.....	WIT	SR	5	718	0	95	718	143.6
Chris Morris.....	WAB	JR	8	1069	0	162	1069	133.6
John Stoll.....	DEN	SO	6	-3	797	183	794	132.3
Brad Noojin.....	KEN	JR	9	-67	1047	325	980	108.9

PUNT RETURN AVG	Team	Cl	G	Ret	Yds	TD	Avg
Mike Freeman.....	WIT	FR	6	10	212	1	21.2
Jon Turner.....	ALL	JR	8	11	120	0	10.9
Nick Hajjar.....	WOO	SR	8	29	307	1	10.6
Josh Bronaugh.....	WAB	JR	8	16	152	0	9.5
Dustin Deno.....	WAB	SO	8	8	65	0	8.1
Jeremy Carpenter.....	ERL	SO	8	9	71	0	7.9
Jarrod Stoudt.....	DEN	FR	7	14	97	0	6.9
Jason Stephan.....	WIT	SR	7	16	99	0	6.2
Brian Gamble.....	OWU	SO	8	17	83	0	4.9

RECEPTIONS/GAME	Team	Cl	G	Rec	Yds	TD	Avg/C	Rec/G
Ryan Short.....	WAB	SR	8	47	474	11	10.1	5.88
Josh Jirgens.....	DEN	SR	8	39	558	8	14.3	4.88
Brendan McNamar.....	KEN	9	43	353	2	8.2	4.78	
Skip Ivery.....	WIT	JR	8	38	674	6	17.7	4.75
Scott Barker.....	OBE	SO	8	34	505	4	14.9	4.25
Jon Turner.....	ALL	JR	8	32	356	0	11.1	4.00
Ryan Hite.....	DEN	SR	7	28	279	2	10.0	4.00
Frank Roe.....	DEN	FR	8	31	288	0	9.3	3.88
Jered Glover.....	WIT	FR	8	29	456	3	15.7	3.62
Adrian Crane.....	WIT	SR	8	28	370	3	13.2	3.50

KICK RETURN AVG	Team	Cl	G	Ret	Yds	TD	Avg
Brian Woods.....	ALL	JR	8	11	318	1	28.9
Josh Bronaugh.....	WAB	JR	8	12	344	0	28.7
Tim Herrod.....	ERL	SO	8	13	290	0	22.3
Nick Hajjar.....	WOO	SR	8	11	237	0	21.5
Jon Turner.....	ALL	JR	8	11	232	0	21.1
Matt Carducci.....	OWU	FR	8	10	210	0	21.0
Travis Oman.....	OBE	SO	8	12	252	0	21.0
Josh Jirgens.....	DEN	SR	8	28	570	0	20.4
Jason Stephan.....	WIT	SR	7	8	159	0	19.9
Calvin Hatfield.....	KEN	SO	9	31	519	0	16.7

RECEIVE YDS/GAME	Team	Cl	G	Rec	Yds	TD	Avg/C	Yds/G
Skip Ivery.....	WIT	JR	8	38	674	6	17.7	84.2
Josh Jirgens.....	DEN	SR	8	39	558	8	14.3	69.8
Scott Barker.....	OBE	SO	8	34	505	4	14.9	63.1
Brandon Clifton.....	WAB	SO	8	26	500	3	19.2	62.5
Ryan Short.....	WAB	SR	8	47	474	11	10.1	59.2
Jered Glover.....	WIT	FR	8	29	456	3	15.7	57.0
Brian Senne.....	OBE	JR	7	18	340	4	18.9	48.6
Adrian Crane.....	WIT	SR	8	28	370	3	13.2	46.2
Josh Bronaugh.....	WAB	JR	8	21	356	3	17.0	44.5
Jon Turner.....	ALL	JR	8	32	356	0	11.1	44.5

PUNTING	Team	Cl	G	Punts	Yds	Avg
Aaron Polack.....	ALL	JR	7	40	1560	39.0
Dan Ries.....	ERL	SO	8	45	1730	38.4
Ryan Drews.....	OBE	SO	7	41	1525	37.2
Jacob Thomas.....	WIT	SO	8	25	916	36.6
Ryan Hartschuh.....	WOO	SR	8	37	1351	36.5
Mike Shafer.....	HIR	FR	8	61	2208	36.2
Neil Smiley.....	OWU	FR	7	32	1115	34.8
Rich Goodman.....	WAB	FR	6	31	1074	34.6
Andy Stromwell.....	DEN	JR	8	55	1877	34.1
Patrick Howell.....	KEN	JR	9	76	2545	33.5

ALL PURPOSE	Team	Cl	G	Rush	Rcv	PR	KR	Yds	Avg/G
Tony Sutton.....	WOO	SO	8	1387	107	0	50	1544	193.0
Daniel Grove.....	WIT	SR	5	718	86	0	0	804	160.8
Calvin Hatfield.....	KEN	SO	9	595	133	10	519	1294	143.8
Josh Jirgens.....	DEN	SR	8	0	558	0	570	1128	141.0
Chris Morris.....	WAB	JR	8	1069	30	0	0	1099	137.4
Jason Osborne.....	OWU	SR	5	494	104	0	0	598	119.6
Travis Oman.....	OBE	SO	8	592	36	0	252	880	110.0
Josh Bronaugh.....	WAB	JR	8	17	356	152	344	869	108.6
Skip Ivery.....	WIT	JR	8	28	674	0	46	748	93.5
Darrian Story.....	ERL	SR	8	597	148	0	0	745	93.1

SCORING	Team	Cl	G	TD	XPT	FG	Pts	Pts/G
Daniel Grove.....	WIT	SR	5	15	2	0	92	18.4
Tony Sutton.....	WOO	SO	8	16	0	0	96	12.0
Chris Morris.....	WAB	JR	8	14	0	0	84	10.5
Ryan Short.....	WAB	SR	8	11	2	0	68	8.5
Darrian Story.....	ERL	SR	8	9	0	0	54	6.8
Mark Server.....	WAB	FR	8	0	27	7	48	6.0
Jacob Thomas.....	WIT	SO	8	0	33	5	48	6.0
Josh Jirgens.....	DEN	SR	8	8	0	0	48	6.0
Richie McNally.....	WOO	SO	8	0	33	4	45	5.6
Steve Willever.....	OBE	SO	8	0	13	10	43	5.4

SCORING (TDs)	Team	Cl	G	TD	Rush	Pass	Ret	PAT	Pts	Pts/G
Daniel Grove.....	WIT	SR	5	15	15	0	0	1	92	18.4
Tony Sutton.....	WOO	SO	8	16	15	1	0	0	96	12.0
Chris Morris.....	WAB	JR	8	14	13	1	0	0	84	10.5
Ryan Short.....	WAB	SR	8	11	0	11	0	1	68	8.5
Darrian Story.....	ERL	SR	8	9	8	1	0	0	54	6.8
Josh Jirgens.....	DEN	SR	8	8	0	8	0	0	48	6.0
Jamie Sye.....	ALL	SO	8	7	5	2	0	0	42	5.2
Jason Stephan.....	WIT	SR	7	6	6	0	0	0	36	5.1
R. Hampshire.....	WIT	SO	8	6	5	1	0	0	36	4.5
Skip Ivery.....	WIT	JR	8	6	0	6	0	0	36	4.5

FIELD GOALS	Team	Cl	G	FG	FGA	Pct.	FG/G
Steve Willever.....	OBE	SO	8	10	11	90.9	1.25
Mark Server.....	WAB	FR	8	7	9	77.8	0.88
Jacob Thomas.....	WIT	SO	8	5	6	83.3	0.62
Richie McNally.....	WOO	SO	8	4	7	57.1	0.50
Ben Woodcock.....	KEN	9	4	6	66.7	0.44	
Aaron Smith.....	ALL	SR	8	3	5	60.0	0.38
Jason Whitcomb.....	OWU	FR	7	2	4	50.0	0.29
Mike O'Donnell.....	DEN	SR	7	1	2	50.0	0.14
Scott Hoffman.....	HIR	FR	8	1	2	50.0	0.12

SCORING (KICK)	Team	Cl	G	PATs	FGs	Pts	Pts/G
Mark Server.....	WAB	FR	8	27-29	7-9	48	6.0
Jacob Thomas.....	WIT	SO	8	33-40	5-6	48	6.0
Richie McNally.....	WOO	SO	8	31-33	4-7	43	5.4
Steve Willever.....	OBE	SO	8	13-16	10-11	43	5.4
Aaron Smith.....	ALL	SR	8	18-23	3-5	27	3.4
Jason Whitcomb.....	OWU	FR	7	16-16	2-4	22	3.1

FLD GOAL PCT	Team	Cl	G	FG	FGA	Long	Pct.
Steve Willever.....	OBE	SO	8	10	11</		



DENNIS M. COLLINS
Executive Director

P.O. Box 16679
Cleveland, OH 44116
Phone (440) 871-8100
Fax (440) 871-4221
ncac@northcoast.org
www.northcoast.org

ALLEGHENY COLLEGE ★ DENISON UNIVERSITY ★ EARLHAM COLLEGE ★ HIRAM COLLEGE ★ KENYON COLLEGE ★ OBERLIN COLLEGE
★ OHIO WESLEYAN UNIVERSITY ★ WABASH COLLEGE ★ WITTENBERG UNIVERSITY ★ COLLEGE OF WOOSTER

NCAC Fall Sports Update

**WITTENBERG AND WOOSTER TO MEET IN FIELD HOCKEY CHAMPIONSHIP GAME;
OHIO WESLEYAN AND WOOSTER TO MEET IN WOMEN'S SOCCER FINAL**

**For Immediate Release
November 3, 2002**

CLEVELAND -- Following is a capsule roundup of the NCAC's fall sports action.

CROSS COUNTRY REPORT

Allegheny swept both the men's and women's titles at the 19th annual North Coast Athletic Conference Championships, hosted by Wabash Nov. 2. The Gator men captured their third men's title, and their first since 1997, while the Gator women took their 10th and first since 1994. Wittenberg senior **Abi Gerstle (Kettering, OH/Fairmont)** won the women's race for the second straight year, completing the five-kilometer course in 18:46. Kenyon senior **Michael Baird (Temple, TX/Temple)** claimed the men's individual crown in 25:10. See the attached championship review for more in-depth information.

Polls: In the NCAA Division III Men's Cross Country Poll (Oct. 29), Allegheny moved up one spot to 22nd. In the Division III Women's Poll, Allegheny remains ranked 18th.

FIELD HOCKEY REPORT

The first NCAC Field Hockey Tournament Championship game, for the rights to the conference's automatic bid to the NCAA Division III tournament, will be played on Saturday at Wittenberg. The Tigers (10-2, 16-3), who won the regular-season title, host Wooster (9-3, 14-4), last year's NCAC champion, at 6:00 p.m. Both teams advanced to the finals after winning semifinal matches last Saturday. The Tigers defeated fourth-seeded Oberlin (7-5, 10-5), 4-0, while the Scots upset second-seeded Denison (9-3, 14-6), 2-1, in Granville.

The Tigers have won five NCAC titles; the Scots have won three, including the 2001 crown. The Scots have made six trips to the NCAA tournament, the Tigers have made four. Wittenberg sophomore forward **Emily Duh (Hellertown, PA/Saucon Valley)** leads the NCAC in scoring with 2.84 points per game. Tiger sophomore goalkeeper **Jen Meyer (Solon, OH/Hathaway Brown)** leads in saves percentage (.897). Wooster junior forward **Alanna Tryder (Lincoln, MA/Lincoln-Sudbury)** is the Scots' leading scorer with 1.22 points per game.

Notes: In the STX/NFHCA Division III National Coaches Poll (Oct. 29), Wittenberg ranks 15th. In the NCAA Division III Field Hockey Committee Regional Rankings Denison, Wittenberg, Wooster and Oberlin hold the top four spots in the Great Lakes Region ... Wooster senior **Lindsey Boardman (Hampton, CT/Pemfret School)** scored what turned out to be the game-winning goal in Wooster's semifinal victory over Denison. She gave the Scots a 2-0 lead with 7:22 in the second half ... Wittenberg sophomore **Emily Duh (Hellertown, PA/Saucon Valley)** scored four times in the Tigers' regular-season finale, a 6-1 victory over Ohio Wesleyan, then added an assist in her team's conference semifinal defeat of Oberlin ... Kenyon sophomore **Maggie Rosen (Bexley, OH/Bexley)** scored one goal and assisted on another to lead the Ladies to a 3-2 upset victory over Denison in her team's final game of the year ... Wittenberg goalkeeper **Jen Meyer (Solon, OH/Hathaway Brown)** recorded her 10th shutout of the season last week, two short of the single-season school mark.

MEN'S SOCCER REPORT

Wooster has earned the top seed in the North Coast Athletic Conference tournament, to be hosted by the Fighting Scots on Friday and Saturday. Wooster, who clinched the its top spot with a 1-0 win over Oberlin last week, will face fourth-seeded Ohio Wesleyan. The Bishops finished the regular season tied for fourth with Earlham. Ohio Wesleyan defeated the Quakers earlier in the season to win the tiebreaker and entry into the tournament. Second-seeded Allegheny will play third-seeded Denison. The semifinals will take place at 11:00 a.m. and 2:00 p.m. on Friday. The championship game will be Saturday at 1:00 p.m. Ohio Wesleyan is the defending champion and has won four consecutive conference crowns, 12 overall. Kenyon has claimed five NCAC titles (shared with Wittenberg in 1993, and with Ohio Wesleyan in 1992); Denison, Wittenberg and Wooster each have one.

Notes: Wooster is ranked second in the October 28 NSCAA/adidas NCAA Division III National Rankings. The Scots are joined on the top-25 list by Ohio Wesleyan in the 23rd spot. In the Great Lakes Region, Wooster is listed number one, followed by OWU in a tie for third with DePauw. Allegheny is tied with Hope for sixth ... Denison sophomore **Tony Botha (Toledo, OH/St. John's Jesuit)** scored the gamewinner in the Big Red's 2-0 win over Wabash. The win clinched an NCAC tournament

-- more --

berth for the Big Red ... Earlham junior **Jason Seaman (Wooster, OH/Wooster)** scored the game-tying goal with just over two minutes on the clock against Allegheny. Senior **Mike Mele (Greensburg, PA/Sewickley)** converted a free kick in the 98th minute for the overtime, come from behind win. The Quakers needed the win for a shot at the NCAC Tournament, however, they lost the tiebreaker with Ohio Wesleyan for the fourth and final spot in the four-team event. The Gator loss ruined their chances to claim the number one seed ... Ohio Wesleyan freshman **Chris Madden (Pittsburgh, PA/Upper St. Clair)** scored his first collegiate goal at exactly the right time. He handed the Bishops a 1-0 win over Kenyon and clinched their spot in the NCAC Tourney ... Wittenberg senior **Brian Armstrong (Delaware, OH/Dublin Coffman)** tallied four goals and one assist in the Tigers' 6-0 win over Hiram. Senior **Josh Curtis (Dublin, OH/Dublin Coffman)** recorded four assists in the game ... Wooster senior **Ryan McManus (Westfield, OH/Cloverleaf)** scored the Scots' only goal of the week - lifting Wooster past Oberlin 1-0 and into the number one seed in the NCAC Tournament.

WOMEN'S SOCCER REPORT

Defending North Coast Athletic Conference champion Ohio Wesleyan (8-0, 18-0) will host third-seeded Wooster (5-1-2, 12-1-5) in the championship game of the 2002 NCAC Women's Soccer Tournament. Kickoff is scheduled for 7:00 p.m. at OWU's Roy Rike Field. The Bishops earned a trip to the championship game after defeating Denison (5-2-1, 13-5-1), 4-1, in their semifinal matchup. The Fighting Scots tied Allegheny (6-1-1, 14-4-2), 1-1 in regulation, eventually slipping past the host Gators with a 4-2 advantage in penalty kicks. Ohio Wesleyan has won three straight NCAC titles, six overall. Wooster has won four. The teams shared the 1990 crown. Denison and Allegheny have each won four league championships.

Notes: In the NSCAA/adidas NCAA Division III Poll (Oct. 28), Ohio Wesleyan ranks first - where the team found a home throughout the entire regular season. Denison is 12th and Wooster is 24th. In the Great Lakes Region, Ohio Wesleyan is first, Denison is second, Wooster is fourth and Allegheny fifth ... Ohio Wesleyan freshman **Sarah Wall (Columbus, OH/Upper Arlington)** netted two goals and an assist in the Bishops' semifinal win over Denison. Wall leads the NCAC in goals (19), assists (13) and points per game (2.83) ... Wooster freshman midfielder **Danielle Witchey (Columbus, OH/Bishop Watterson)** scored in the 85th minute to push the Scots' semifinal match at Allegheny into overtime.

VOLLEYBALL REPORT

The regular season is complete. The NCAC tournament quarterfinals begin on Tuesday, on the campuses of the top four teams. Wittenberg (8-0, 29-7) has clinched the top seed in the NCAC tournament for the fifth straight season. They will host eighth-place Earlham (1-7, 3-28) in the quarterfinals. Denison (7-1, 20-8) clinched the second seed and will host seventh-seeded Kenyon (3-5, 14-21). Allegheny (5-3, 12-20) wins a tiebreaker for the third spot and the Gators will host number-six seed Ohio Wesleyan (3-5, 4-28). The fourth quarterfinal will feature fifth-seeded Wooster (4-3, 20-15) at number-four seed Hiram (5-3, 17-13). See the attached bracket for details.

Notes: In the AVCA Division III Coaches Top 25 Poll (Oct. 23), Wittenberg moves up four spots to 11th ... Wittenberg finished the regular season in impressive fashion, knocking off three teams ranked in the top six in NCAA Division III last week, including top-ranked and previously unbeaten Washington University in St. Louis. The loss snapped Washington's 31-match unbeaten string. The Tigers also defeated third-ranked Juniata and number-six Mt. St. Joseph. Sophomore **Emilie Schmid (Canton, OH/Massillon Jackson)** had 47 digs in the three matches. Sophomore **Monica McDonald (Newark, OH/Catholic)**, who leads the conference in kills per game (4.59), had 59 kills to lead the Wittenberg offense ... In Kenyon's season finale, a three-game loss to DePauw, senior middle hitter **Cori Arnold (West Lafayette, OH/Ridgewood)** recorded 10 kills, two aces, six digs and four blocks ... Hiram's win last weekend over Case Western Reserve was their 17th victory of the season, a school record. Junior setter **Charity Norman (Port Washington, OH/Indian Valley)** had 47 assists and 19 digs in that contest ... Wooster senior hitter **Erin Donnell (Dayton, OH/Carroll)** totaled 67 kills, 26 digs, five blocks and a service ace as the Scots went 1-2 last week. She has set the school mark with kills in a season (458).

MARK YOUR CALENDARS

<u>Date</u>	<u>Event</u>	<u>Site</u>
Nov. 5	NCAC Volleyball Tournament - Quarters	High seeds (#1-#4)
	NCAC Basketball Media Day Conference Call	Campus sites *
Nov. 8-9	NCAC Men's Soccer Tournament - Semis/Final	Wooster *
	NCAC Volleyball Tournament - Semis/Final	Highest remaining seed after Quarters *
Nov. 9	Inaugural NCAC Field Hockey Tournament - Final	Wittenberg, 6:00 p.m.
	NCAC Women's Soccer Tournament - Final	Ohio Wesleyan, 7:00 p.m.

* see attached bracket



DENNIS M. COLLINS
Executive Director

*P.O. Box 16679
Cleveland, OH 44116
Phone (440) 871-8100
Fax (440) 871-4221
ncac@northcoast.org
www.northcoast.org*

ALLEGHENY COLLEGE ★ DENISON UNIVERSITY ★ EARLHAM COLLEGE ★ HIRAM COLLEGE ★ KENYON COLLEGE ★ OBERLIN COLLEGE
★ OHIO WESLEYAN UNIVERSITY ★ WABASH COLLEGE ★ WITTENBERG UNIVERSITY ★ COLLEGE OF WOOSTER

NCAC ATHLETES OF THE WEEK (Nov. 3)

MEN'S CROSS COUNTRY

Kenyon senior **Michael Baird (Temple, TX/Temple)** posted a time of 25:10 over the eight-kilometer course to win the individual title at the NCAC Championships hosted by Wittenberg on Nov. 2. He finished four seconds ahead of his nearest competitor.

WOMEN'S CROSS COUNTRY

Wittenberg senior **Abi Gerstle (Kettering, OH/Fairmont)** posted a time of 18:46 over the five-kilometer course to win her second straight individual title at the NCAC Championships hosted by Wittenberg on Nov. 2. She finished eight seconds ahead of her nearest competitor.

MEN'S SOCCER

Ohio Wesleyan freshman **Chris Madden (Pittsburgh, PA/Upper St. Clair)** scored his first collegiate goal at exactly the right time. He handed the Bishops a 1-0 win over Kenyon and clinched their spot in the NCAC Tournament.

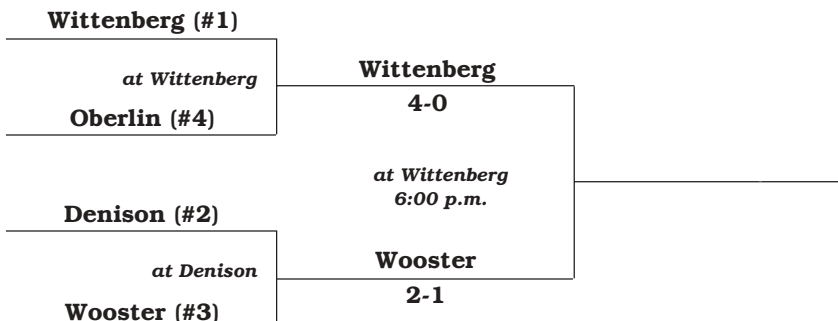
VOLLEYBALL

Hiram junior setter **Charity Norman (Port Washington, OH/Indian Valley)** led the Terriers to their school-record 17th victory of the season, a 3-1 decision over Case Western Reserve. She had 47 assists and 19 digs in that contest. Norman ranks fifth in the NCAC with 8.06 assists per game.

**2002 NORTH COAST ATHLETIC CONFERENCE FIELD HOCKEY
AND MEN'S AND WOMEN'S SOCCER TOURNAMENTS**

**Saturday,
Nov. 2**

**Saturday,
Nov. 9**



**2002 NORTH COAST ATHLETIC
CONFERENCE FIELD HOCKEY
TOURNAMENT**

**Saturday,
Nov. 9**

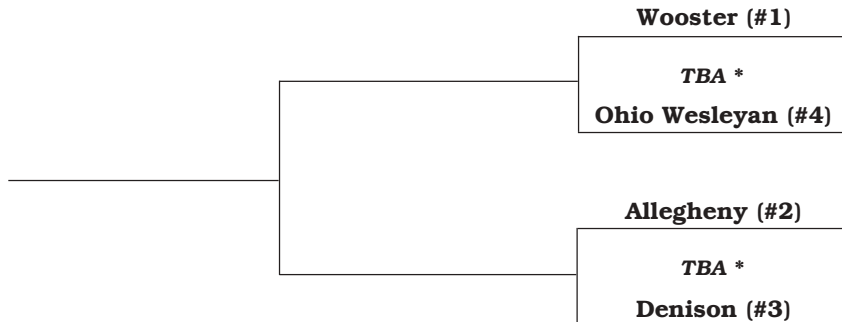
**Friday,
Nov. 8**

**2002 NORTH COAST ATHLETIC
CONFERENCE MEN'S SOCCER
TOURNAMENT**

hosted by the College of Wooster

Semifinal game times:
11:00 a.m., 2:00 p.m.

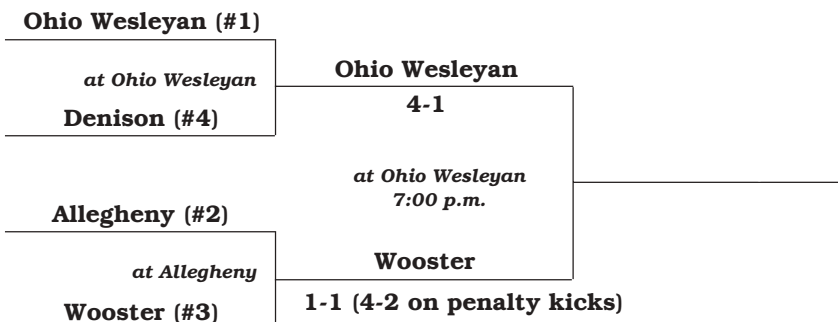
Championship game time:
1:00 p.m.



* announced Monday, Nov. 4

**Saturday,
Nov. 2**

**Saturday,
Nov. 9**



**2002 NORTH COAST ATHLETIC
CONFERENCE WOMEN'S SOCCER
TOURNAMENT**

2002 NORTH COAST ATHLETIC CONFERENCE VOLLEYBALL CHAMPIONSHIPS

Tuesday, Nov. 5

Friday, Nov. 8

Saturday, Nov. 9

Wittenberg (#1)

7:00 p.m. at Wittenberg

Earlham (#8)

Hiram (#4)

7:00 p.m. at Hiram

Wooster (#5)

Ohio Wesleyan (#6)

7:00 p.m. at Allegheny

Allegheny (#3)

Kenyon (#7)

7:00 p.m. at Denison

Denison (#2)

*at highest remaining seed
after quarterfinals
(5:30 or 8:00 p.m.)*

*at highest remaining seed
after quarterfinals
(5:30 or 8:00 p.m.)*

*at semifinals site
(2:00 p.m.)*

**NORTH COAST ATHLETIC CONFERENCE
FIELD HOCKEY REPORT -- STANDINGS/STATISTICS**

Nov. 1, 2002

	NCAC						OVERALL					
	W	L	T	PCT	GF	GA	W	L	T	PCT	GF	GA
1) WITTENBERG	10	2	0	.833	31	6	16	3	0	.842	49	12
2) DENISON	9	3	0	.750	25	16	14	6	0	.700	38	29
WOOSTER	9	3	0	.750	24	10	14	4	0	.778	36	16
4) OBERLIN	7	5	0	.583	18	12	10	5	0	.667	26	12
5) EARLHAM	4	8	0	.333	9	17	6	10	0	.375	17	22
6) KENYON	3	9	0	.250	9	25	6	10	0	.375	22	29
7) OHIO WESLEYAN	0	12	0	.000	4	36	2	15	0	.118	12	41

SCORING LEADERS

	GP	G	A	PTS	PPG
Emily Duh, WIT	19	23	8	54	2.84
Chaney Stewman, OBE	15	10	3	23	1.53
Jennifer Lacey, DEN	19	12	3	27	1.42
Meg Reitz, OBE	15	9	1	19	1.27
Alanna Tryder, WOO	18	10	2	22	1.22
Becca Aldred, ERL	16	8	2	18	1.13
Kelsey Ill, DEN	20	9	2	20	1.00

NCAC REGULAR-SEASON RESULTS

Wittenberg 6, Ohio Wesleyan 1 - Oct. 29
Kenyon 3, Denison 2 - Oct. 30

NCAC TOURNAMENT SEMIFINALS

Nov. 2
Wooster 2, Denison 1
Wittenberg 4, Oberlin 0

GOALIE LEADERS

	GP	GA	SV	SHO	SV%
Jen Meyer, WIT	19	12	105	10.0	.897
Catherine Chow, ERL	16	22	152	3.0	.874
Tamar Chalker, KEN	16	28	184	3.0	.868

NCAC TOURNAMENT FINALS

Nov. 9
Wooster at Wittenberg, 6:00

**NORTH COAST ATHLETIC CONFERENCE
VOLLEYBALL REPORT -- STANDINGS/STATISTICS**

Nov. 1, 2002

	NCAC			OVERALL		
	W	L	PCT	W	L	PCT
1) WITTENBERG	8	0	1.000	29	7	.806
2) DENISON	7	1	0.875	20	8	.714
3) HIRAM	5	3	0.625	17	13	.567
ALLEGHENY	5	3	0.625	12	20	.375
5) WOOSTER	4	4	0.500	20	15	.571
6) KENYON	3	5	0.375	14	21	.400
OHIO WESLEYAN	3	5	0.375	4	28	.125
8) EARLHAM	1	7	0.125	3	28	.097
9) OBERLIN	0	8	0.000	2	31	.061

ATTACK LEADERS

	GP	K	KPG
Monica McDonald, WIT	127	583	4.59
Cori Arnold, KEN	128	464	3.63
Becky Turk, DEN	96	344	3.58
Erin Donnell, WOO	128	458	3.58
Shana Toth, HIR	107	338	3.16

NCAC RESULT

Oct. 29
Denison d. Wooster 27-30, 30-11, 31-33, 30-26, 15-11

OTHER RESULTS

Oct. 30
Case Western Reserve d. Hiram 31-29, 30-20, 23-30, 20-30, 15-13

SETTING LEADERS

	GP	A	APG
Sarah Yuskewich, WIT	124	1841	14.85
Regann Goodwin, DEN	95	1025	10.79
Vicki Kajder, ALL	102	951	9.32
Jessica Russell, KEN	121	1056	8.73
Charity Norman, HIR	110	887	8.06

Oct. 31
Defiance d. Oberlin 30-19, 30-15, 30-23
Muskingum d. Ohio Wesleyan 30-14, 30-20, 30-16

Nov. 1
Wittenberg d. Mt. St. Joseph 30-17, 30-23, 31-29

BLOCK LEADERS

	GP	B	BPG
Bobbi Wymer, HIR	110	159	1.45
Shana Toth, HIR	107	151	1.41
Leslie Krienberg, DEN	66	92	1.39
Cori Arnold, KEN	128	165	1.29
Becky Turk, DEN	96	104	1.08

Nov. 2
Muskingum d. Hiram 30-13, 30-28, 30-23
Hiram d. Case Western Reserve 30-15, 15-30, 30-16, 30-25
DePauw d. Kenyon 30-25, 30-20, 30-22
Wittenberg d. Washington (Mo.) 37-35, 30-19, 30-24
Wittenberg d. Juniata 30-25, 26-30, 30-26, 29-31, 15-13
Carnegie Mellon d. Allegheny 30-22, 30-22, 30-26
Buffalo St. d. Allegheny 30-27, 27-30, 30-25, 23-30, 15-12

DIG LEADERS

	GP	D	DPG
Lauren Camp, KEN	128	609	4.76
Morgan Sterling, OWU	102	480	4.71
Rhiannon Mauk, ALL	102	409	4.01
Teresa Batteiger, ERL	99	391	3.95
Emilie Schmid, WIT	127	496	3.91

**NORTH COAST ATHLETIC CONFERENCE
MEN'S SOCCER REPORT -- STANDINGS/STATISTICS**

Nov. 3, 2002

	NCAC						OVERALL					
	W	L	T	PTS	GF	GA	W	L	T	PCT	GF	GA
1) WOOSTER	7	0	2	23	13	4	15	0	3	.917	41	8
2) ALLEGHENY	7	2	0	21	22	8	12	5	0	.706	36	18
3) DENISON	5	2	2	17	15	10	10	6	2	.611	33	27
4) OHIO WESLEYAN	5	3	1	16	20	7	15	3	1	.816	44	14
EARLHAM	5	3	1	16	13	14	8	6	3	.559	21	22
6) WITTENBERG	5	4	0	15	22	15	7	10	1	.417	37	34
7) WABASH	3	6	0	9	13	21	8	10	0	.444	33	42
KENYON	3	6	0	9	11	16	6	13	0	.316	22	36
9) OBERLIN	2	7	0	6	11	16	9	10	1	.475	28	31
10) HIRAM	0	9	0	0	4	36	1	15	1	.088	16	56

SCORING LEADERS

	GP	G	A	PTS	PPG
Adam Fletcher, ALL	15	12	0	24	1.60
Jason Seaman, ERL	15	11	2	24	1.60
Chase Lamm, WAB	18	9	7	25	1.39
Brian Armstrong, WIT	18	14	6	34	1.89
Brian Conaway, WOO	18	10	3	23	1.28
Rich Braithwaite, OBE	19	10	4	24	1.26
Paul Smith, OWU	19	8	6	22	1.16
Carlos Aguirre, WAB	18	7	6	20	1.11

LAST WEEK'S NCAC RESULTS

Allegheny 2, Ohio Wesleyan 1 (OT) - Oct. 30
 Wooster 1, Oberlin 0 - Nov. 2
 Denison 2, Wabash 0 - Nov. 2
 Earlham 2, Allegheny 1 (OT) - Nov. 2
 Wittenberg 6, Hiram 0 - Nov. 2
 Ohio Wesleyan 1, Kenyon 0 - Nov. 2

GOALIE LEADERS

	MIN	GA	SV	SHO	GAA
David Treleven, WOO	1220	6	35	8.0	0.44
Adam Roberts, OWU	1647	13	63	6.0	0.71
Josh Ver Hague, ALL	1340	14	59	6.0	0.94

OTHER RESULTS

Rose-Hulman 1, Wabash 0 - Oct. 28
 Denison 4, LaRoche 0 - Oct. 29
 Oberlin 1, Defiance 0 - Oct. 30

**NORTH COAST ATHLETIC CONFERENCE
WOMEN'S SOCCER REPORT -- STANDINGS/STATISTICS**

Nov. 3, 2002

	NCAC						OVERALL					
	W	L	T	PTS	GF	GA	W	L	T	PCT	GF	GA
1) OHIO WESLEYAN	8	0	0	24	38	0	18	0	0	1.000	77	4
2) ALLEGHENY	6	1	1	19	18	5	14	4	2	.750	39	11
3) WOOSTER	5	1	2	17	15	3	12	1	5	.806	35	8
4) DENISON	5	2	1	16	12	7	13	5	1	.711	34	14
5) KENYON	4	4	0	12	12	10	7	10	1	.417	27	29
6) WITTENBERG	3	5	0	9	5	22	6	12	0	.333	17	35
7) OBERLIN	2	6	0	6	9	16	7	10	1	.417	27	27
8) EARLHAM	1	7	0	3	2	17	2	16	0	.111	7	48
9) HIRAM	0	8	0	0	3	40	3	14	1	.194	21	63

SCORING LEADERS

	GP	G	A	PTS	PPG
Sarah Wall, OWU	18	19	13	51	2.83
Courtney Stackhouse, OBE	13	10	2	22	1.69
Jen Vivier, HIR	13	8	1	17	1.31
Jane Och, ALL	17	9	4	22	1.29
Alicia Grambeau, OWU	18	10	2	22	1.22
Jill Malone, ALL	11	6	1	13	1.18
Emily Bayer, OWU	13	5	5	15	1.15
Jamie Jenkins, OWU	18	5	9	19	1.06
Heather Preston, KEN	18	9	0	18	1.00

REGULAR SEASON NCAC RESULTS

Allegheny 1, Denison 0 (OT) - Oct. 28

OTHER RESULTS

Oberlin 0, Case Western Reserve 0 (OT) - Oct. 29

NCAC TOURNAMENT SEMIFINAL RESULTS

Nov. 2
 Wooster d. Allegheny 1-1 OT (4-2 on penalty kicks)
 Ohio Wesleyan 4, Denison 1

GOALIE LEADERS

	MIN	GA	SV	SHO	GAA
Mindy Hammond, OWU	1173	3	17	6.0	0.23
Joan Anderson, ALL	975	5	42	1.0	0.46
Nicole Roman, WOO	1691	9	78	7.0	0.48

NCAC TOURNAMENT FINAL

Nov. 9
 Wooster at Ohio Wesleyan, 7:00